

COLLEGE KINGS

ACT 1 & ACT 2
WALKTHROUGH



Introduction (KCT system and guide organization)

This guide is grouped by (in-universe) days. This is mainly done for the convenience of organizing the possible conversations you will have.

Conversations are listed on the day they become available, but some text messages do not need to be answered on the same day (some messages do not need to be answered at all). The conversations are also numbered in this guide. This is only done for referencing purposes, as these numbers do not appear in the game.

Each day in this guide contains a list of possible achievements (note that some will require certain prior actions going a particular way). Afterwards, you will see a list of all possible conversations that day (again, some will only be visible if certain criteria are met).

Most (but not all) conversation options will grant you some combination of **Boyfriend**, **Bro** or **Troublemaker** points. You will start the game by default with 2 Boyfriend, 1 Bro and 1 Troublemaker points, and will accumulate more based on your actions. You are not told in-game how your choices affect these points, but this guide will detail them.

Ultimately, these points influence your KCT (Key Character Trait). There are three KCTs available (Confident, Loyal and Popular), and a specific KCT may be needed to unlock certain scenes or progress further with certain characters. Your KCT may also sometimes simply influence the dialogue in some scenes. As a general rule, your KCT will depend on whichever of your personality scores (Boyfriend, Bro or Troublemaker) is the **lowest**:

- **Confident** (if your lowest score is **Bro** points)
- **Loyal** (if your lowest score is **Troublemaker**)
- **Popular** (if your lowest score is **Boyfriend**)

So for example, if you've accumulated 12 Bro, 9 Boyfriend but only 5 Troublemaker points, your KCT will be Loyal. From that point onwards, you can keep on increasing your Bro and Boyfriend scores and your KCT will remain at Loyal. But if you gather enough Troublemaker points that it surpasses your Boyfriend points, then your KCT would change to Popular.

This means that if you are looking to keep a specific trait, pay attention to which choices you need to **avoid**.

But if you want the freedom to change between KCTs quickly, this will require you to keep a tally of how many points you are getting, and specifically you would have to ensure to keep the three scores (Boyfriend, Bro, Troublemaker) fairly close together.

If you simply play the game at random, by the nature of the dialogues, you are more likely to end up with the Loyal trait if you follow the Wolves path, and more likely to end up with the Confident trait if you follow the Apes path. Either way, the Popular trait is the hardest to achieve and requires paying a lot more attention to your choices.

The following characters react best to each KCT. Consider this if you want to improve your relationships with them. For the characters not listed, it doesn't fundamentally make a difference to the story what KCT you have.

- **Confident** – Grayson, Jenny, Josh, Lauren's roommate, Lindsey, Nora, Penelope, Riley
- **Loyal** – Autumn, Imre, Lauren
- **Popular** – Amber, Aubrey, Chloe

This obviously affects how your playthroughs should go, if you're focusing on a specific character. Take Chloe as an example. She prefers the **Popular** trait. But every **Boyfriend** point you collect through your choices moves you away from being Popular.

So this means you should get just enough Boyfriend points during the interactions with her to get the scenes close to her, but avoid getting Boyfriend points with other girls. Basically Chloe is going to demand your full attention.

Special interactions that affect your relationships with the girls are highlighted in **green**.

The below section details the "conversation tree" structure of the guide.

Suppose you have two possible speech options: "Response A" and "Response B". This is shown as follows:

- Response A
- Response B

Two actions on the same level are always mutually exclusive.

Now suppose that "Response A" leads to two further possible actions: "Response A1" and "Response A2", while if you pick "Response B" the scene ends there. This is shown as 'nested' choices, like in the below example:

- Response A
 - Response A1
 - Response A2
- Response B

Some (not all) choices will award "Boyfriend", "Bro" or "Troublemaker" points. You may see this as follows:

- Response A [+1 Bro]
- Response B [+1 Troublemaker]

You will see the points given by each individual choice. In the example below with nested choices, going for "Response A" will give you 1 Bro point, then going for "Response A2" will grant you 1 additional Boyfriend point:

- Response A [+1 Bro]
 - Response A1
 - Response A2 [+1 Boyfriend]
- Response B [+1 Troublemaker]

If a choice triggers an achievement, or an important action, this is also indicated:

- Response A [**Achievement: example**] [+1 Bro]
- Response B [+1 Troublemaker]

The list of choices may be preceded by a note in square brackets "[]". This means a conversation will only be available if a certain action was performed before (e.g. you had to pick "Response X" in conversation 5). You may see this as follows:

[If you chose "Response X" in conversation 5]

- Response A **[Achievement: example]** [+1 Bro]
- Response B [+1 Troublemaker]

As an added detail, the list of options will give the name of the character(s) in the conversation, to make it easier to find it in the guide. This is shown as:

[If you chose "Response X" in conversation 5] With Julia:

- Response A **[Achievement: example]** [+1 Bro]
- Response B [+1 Troublemaker]

A conversation may be prolonged, and give you multiple opportunities to make choices. This is shown as multiple sequences as follows:


With Julia:

- Response A [+1 Bro]
- Response B [+1 Troublemaker]

- Response C [+1 Boyfriend]
- Response D

This means you may freely choose "Response A" or "Response B". Either option will allow the second dialogue, where you will have a free choice of "Response C" or "Response D".

Day 1

	
Achievements	<ul style="list-style-type: none">• Keep it moving – flirt with Nora in conversation 9• No hard feelings – reply politely to Emily in conversation 1• Open wound – diss Emily in conversation 1
Key moments	<ul style="list-style-type: none">• Get to know the first few characters• Sex scene with Riley (dream sequence)

At home

You start the day by waking up to a dream sequence with Emily (we will learn soon she was your ex and she's also going to be studying at San Vallejo). You can rename your character (or keep the default name Alex) as Julia is getting ready to drive you for the first day of college.

1. Texting Emily

- Yeah... I'll see you there. **[Achievement: No hard feelings]**
- You cheated on me. Go to hell! **[Achievement: Open wound] [+1 Troublemaker]**

You don't need to reply straight away, and neither answer fundamentally changes your relationship with Emily, but it's the first indication she has cheated on you. It's also an easy introduction to the phone mechanics and how to trigger achievements. Besides, if you pick the second option, you will earn your first Troublemaker point, and you will be on your way to moving Key Character Trait to Confident. More on that in a moment.

Driving with Julia

2. With Julia:

- Could be fun **[+1 Troublemaker]**
- No **[+1 Boyfriend]**

Here you are introduced in a bit more detail to the concept of Key Character Traits (KCT) with a tutorial. Individual choices that you make throughout the game will give you either Boyfriend, Bro or Troublemaker points (but you will never be told in-game how many you have or which choices grant which points). You will only be told if you've accumulated enough points to warrant a change in KCT. Moreover, during the ride you will have the chance to check your phone to look at the **Stats** app and see your current KCT.

At college entrance

3. With Autumn:

- Flirt
- Inquire

This is one of the few choices throughout the game that doesn't come with a "points" consequence (only the dialogues will change), so feel free to explore either sequence. This will follow your first interaction with Cameron as you bump into him on the stairs.

In class

Here you meet a few of your fellow freshmen colleagues: Ryan, Riley and Lauren, as well as Elijah and your teacher Ms. Rose. Ryan introduces the two most popular fraternities: the Apes and the Wolves. At the end of the year there is a Summer Showdown fighting tournament between the two, and you will get a chance to join either one throughout Act 1. After class, Ryan will invite you to the Apes rush party.

4. In class:

- Make fun of Elijah [+1 Troublemaker]
- Stay quiet

Making fun of Elijah at this stage will alter his dialogues when/if you meet him afterwards, so choose which relationship you'd like to have with him.

5. With Lauren:

- Agree [+1 Boyfriend]
- Disagree [+1 Troublemaker]

- Don't defend Autumn
- Defend Autumn [+1 Boyfriend]

- You're cuter
- Yeah, kinda [+1 Boyfriend]

We learn that Lauren is Autumn's sister, and Autumn is part of the Deer sorority. The Deer are not into fighting, and are one of the two main sororities (the other being the Chicks). Lauren will give you her number during this conversation.

Free roam (corridors)

This is the first free roam, a screen where you can just explore through your environment. Point and click to interact with any character (most of these interactions will be entirely optional, but they can be used to improve your relationships with certain characters, or add points towards your desired KCT).

6. Texting Julia:

- Love you too. [+1 Boyfriend]
- Thanks, Julia :) [+1 Bro]

You'll get a text message from Julia; you don't have to reply straight away.

7. With Riley:

- She's hot. [+1 Bro]
- She seems nice.

You can introduce yourself to Riley, but you'll meet her later in the day regardless. Only some of the dialogue will change depending on whether you talk to her now.

8. With Elijah:

- So... the nerds? [+1 Troublemaker]
- That's cool. [+1 Boyfriend]

If you've made fun of Elijah previously, he'll be upset at you but will still carry on the conversation. He will tell you about the Frogs fraternity, but you will not get to join them (because it's "for the brightest minds" only).

9. With Nora:

- Flirt [**Achievement: Keep it moving**] [+1 Troublemaker]
- Leave

Turn right to progress through the corridors and you can click on Chris and Nora to reveal they are in a relationship. After seeing their interaction Chris will leave, and you can click on Nora again. This is an indication that sometimes you will be able to come back to a character you've already interacted with during a free roam. Flirt with her for an achievement, and she'll remember you when you meet her later.

After going through the door into the dorm rooms, you can peek on the door to the left to watch a sex scene (between Aubrey and Adam, although we don't know them yet), or turn right to finish the free roam and meet your roommate Imre.

In dorm

10. With Imre:

- So, they're equally good? [+1 Troublemaker]
- The Wolves sound sick. [+1 Bro]

Meet Imre. His family moved in from Hungary, and his older brother also studied at San Vallejo. In fact, he used to be a Wolf, so Imre will be wanting to join them badly.

11. Texting Lauren:

- See you later, cutie [+1 Boyfriend]
- Cool

Imre has invited Riley to come and hang out, so you'll invite Lauren as well. Finish your text conversation in one of two different ways if you want that Boyfriend point.

During the night you will play drink-or-dare, where Imre will slap Riley and you can choose to take Riley's dare of taking your shirt off, but the game will end shortly afterwards when Lauren has to leave.

12. With Lauren:

- You're missing out.
- Dodged a bullet there. [+1 Troublemaker]

13. With Riley:

- Take your shirt off [+1 Troublemaker]
- Drink instead

- Do it, or drink. [+1 Bro]
- You're right. [+1 Boyfriend]

14. With Imre:

- Riley's mine. [+1 Troublemaker]
 - You're right, sorry. [+1 Bro]
 - She wants me. [+1 Troublemaker]
- They're both hot. [+1 Bro]

Before sleeping, Imre and you will reflect on the night. Imre is into Riley, and you can defy him by saying you are too, but you'll end Day 1 with a good relationship with him regardless of your choice here.

In bed

15. Dream sequence with Riley:

- Keep dreaming [**Sex scene with Riley**]
- Wake up

The first sex scene, keep dreaming to experience it, or wake up to skip it.

Day 2



Achievements	<ul style="list-style-type: none">• Big mouth – warn Cameron to watch out in conversation 18• Romeo – kiss Lauren after picking up 2 points in conversation 16
Key moments	<ul style="list-style-type: none">• First steps towards a relationship with Lauren

During Economics class, Riley will reveal herself to be the more bookish and studious type, while Ryan isn't into any of that stuff. Lauren will arrive late, which you will use to start up a conversation with her.

In class / In the park

16. With Lauren:

- Move in with me? [+1 Boyfriend]
- Bad roommates suck. [+1 Bro]

At the park, Lauren will open up a bit about herself. She hasn't dated anyone since 10th grade, and in fact she's a virgin. To get the Romeo achievement, follow the answers below to gather both responses Lauren likes in the conversation and then kiss her.

Lauren path: *To be able to start a relationship with Lauren, you will need either the Romeo achievement, or have the KCT Loyal when you meet her in Day 3. You might as well go for this route just to keep your options open, or do things differently if you already know you're not interested.*

- You could get any guy.
- Yet, you're here with me. [Lauren likes]

- I'm still in love with my ex.
- I've broken into an Ikea. [Lauren likes]

- You're really beautiful. [+1 Boyfriend]
- You're not ugly. [+1 Bro]

- Kiss her [Achievement: Romeo (if both "Lauren likes" options selected)]
- Don't kiss her

Either option here will make awkward temporarily between you and Lauren, but you can meet the next day to work things out

Back at the dorm, Imre invites you to go out, but you'll answer Ryan's text and meet him at the Apes frat house instead. Imre will be a bit upset for the night, but this cannot be avoided.

Free roam (party)

Another free roam, where you have the choice to interact with various people at the party. You can check on Sam and Karen at the front porch. Once inside, you will have to chat with Josh to progress, who is an old friend from middle school. This will lead to meeting Aubrey (you may recognize her from the free roam on Day 1)

17. With Aubrey:

- Flirt
 - Say you're a fighter [+1 Troublemaker]
 - Say you're not a fighter
- Ask if she likes fighters [+1 Boyfriend]
 - I'll be the next Fight King. [+1 Troublemaker]
 - No, that's not for me.

Aubrey will introduce herself as a junior and vice-president of the Chicks sorority, and she'll let you know that Grayson (the president of the Apes) is also at the party

Meanwhile, feel free to explore the free roam. Courtney is waiting for the "bathroom" to become vacant. You can also visit upstairs and check on a conversation between Cameron and Grayson planning the Apes' recruitment.

Back downstairs, you can turn right into the pool room to meet Katy and Sarah, or talk to Mason and Jeremy for an achievement if you threaten Cameron (don't worry, Cameron won't hear that)

18. With Mason/Jeremy:

- Yeah, he better watch out. [Achievement: Big mouth] [+1 Bro] [+1 Troublemaker]
- I didn't wanna fight him.

19. Texting Lauren:

- Yeah, sure. [+1 Boyfriend]
- What is there to talk about? [+1 Troublemaker]

Going into the room on the left of the screen, you'll notice you have a text message from Lauren. You don't need to answer it at this moment (she will message again in the morning). Regardless of how/if you answer, you'll be able to meet her the next day.

At any moment, click on Chloe and Tom to end the free roam.

Party

20. With Ryan:

- You're right, I'll talk to her. [+1 Bro]
- She's occupied.

Whether you go on your own initiative, or need a nudge from Ryan, Chloe will thank you for interrupting the conversation over Tom's rock collection and introduce herself as the president of the Chicks. Your reward will be a flirting session with her outside.


21. With Chloe:

- Apologize [+1 Boyfriend]
- Make fun of him [+1 Bro]

- Empathize [+1 Boyfriend]
- Poke fun [+1 Troublemaker]

The day will end when you come back inside with Chloe. Grayson will come to you and punch you, knocking you out and giving you a black eye. Ryan takes you back to your dorm room, and the game continues when you wake up on Day 3.

Day 3

	
Achievements	<ul style="list-style-type: none">• A new beginning – meet with Lauren in conversation 24 and tell her "there was something there" (must have KCT Loyal or the Romeo achievement)• Mixed feelings – decline meeting with Lauren in conversation 24• Over it – forgive Emily in conversation 30 and allow Benjamin to hit on her in conversation 31• The notorious – fight and beat Tom in conversation 25 in Hard mode
Key moments	<ul style="list-style-type: none">• Fight scene with Tom• Start a relationship with Lauren• Possibility of restarting a relationship with Emily• First chance to get Evelyn's number

Day 3 brings the first fight scene (optional), and the choice of how you want to proceed with your ex Emily. More importantly, you can start a relationship with Lauren. But beware: you may be "locking" yourself to a specific ending too soon.

Dorm

22. With Imre:

- Hmm... maybe. [+1 Bro]
- I'm not fighting. [+1 Boyfriend]
 - I'll think about it. [+1 Bro]
 - I won't fight. [+1 Boyfriend]

The day starts with you back at the dorm room, and Imre berating you for having attended the Apes party and goading you to take on fighting. After he leaves, Ryan will text you to check on you. He was the one who brought you back to your room, but you can let him know you don't like him siding with Grayson on this one.

23. Texting Ryan:

- I'm fine [+1 Bro]
- No, wtf was that?! Fuck Grayson and fuck the Apes [+1 Troublemaker]

- Whatever [+1 Bro]
- Don't you dare defend that guy [+1 Troublemaker]

24. Texting Lauren:

- Yeah, SV cafe in 20 mins? [Meet with Lauren] [+1 Boyfriend]
- Sorry, I can't [Achievement: Mixed feelings] [+1 Troublemaker]

Lauren will also text you to follow up on the previous day's conversation. If you want to go down the path of a relationship with Lauren, you will need to accept her meeting invitation (and also you will need to have picked up the Romeo achievement, or otherwise have a KCT Loyal).

Or reject Lauren, and you'll have an achievement waiting.

Walking outside

25. With Tom:

- Shout back [Fight]
- Keep walking
 - Shout back [Fight]
 - Walk away

Tom will tease you as you walk outside, still angry from the night before. Ignore him and walk away, or react to him to start a fight.

Fighting will be an important part of the game, so if you want you can take this opportunity to go through the fighting tutorial. Afterwards, you will have one of three choices: have the fight simulated with an automatic win for you, have it simulated with a realistic outcome (in some cases this can mean you're more likely to lose), or actually test yourself and go through the fight.

Fights are essentially reaction challenges, where you'll need to respond to your opponent's stance with the correct defense or attack. If you choose to control the fight yourself, at higher difficulty levels you will have shorter amounts of time in which to make your decisions. There's an achievement to be won if you beat Tom in Hard difficulty mode, but this can be frustratingly difficult.

During the game you may learn new moves, which can help during fights.

26. [If you fight and beat Tom in conversation 25] With Tom: **[Achievement: The notorious (if Hard mode)]**

- Kick him [+1 Troublemaker]
- Walk away [+1 Bro]

Cafe

27. [If you decided to meet in conversation 24] With Lauren:

- There was something there. **[Start relationship with Lauren (if you have KCT Loyal or gathered the Romeo achievement through conversation 16)] [Achievement: A new beginning (if you have KCT Loyal or gathered the Romeo achievement)] [+1 Boyfriend]**
- Let's forget about it. [+1 Bro]

Lauren path: The first decision with a long-term impact, and almost a point-of-no-return. If you picked up the Romeo achievement the day before (or if by now you have the KCT Loyal), tell Lauren you feel there was something there at the park to start a relationship.

If you start a relationship, you cannot break it off amicably, and ultimately you are locking yourself to a situation where you'll have no choice but to take her as your homecoming date at the end of Act 1. You'll actually have to cheat on Lauren to end the relationship if you'd like a chance with taking other girls instead.

This is the easiest chance to start a relationship with Lauren, and it either ends up being a long-term thing or a messy break-up. So choose your adventure carefully. But even if you don't start something now, there will be future interactions that you can escalate with her. In any case, it will help if you have the Loyal trait.

28. [If you told Lauren there was something there in conversation 27, but didn't have KCT Loyal or the Romeo achievement] With Lauren:
- Give me a chance.
 - You're right.

Without the Romeo achievement or KCT Loyal, there will be no convincing Lauren.

29. Texting Josh:
- Sorry, man. She doesn't know what she's missing. [+1 Bro]
 - Sooo, did you give it to her? [+1 Boyfriend]
 - Yeah, I guess you're right. [+1 Bro]
 - Dude, what the fuck?! [+1 Troublemaker]

Just before class you will get a quick text chat with Josh (or you can message him later). He will deliver you the good news that Aubrey has asked for your number (so we'll be hearing more from her).

You will also be introduced to History professor Mr. Lee, who is rather passionate about his subject. After Cameron heckles during class, Mr. Lee will demand that everyone comes dressed with a historical costume for the next lecture. You'll have fun shopping later, but not with Imre (he's going to check on the girls' volleyball team and buy his costume later).

Corridor

30. With Emily:
- Okay, I guess. [Forgive Emily] [+1 Boyfriend]
 - No, sorry. [+1 Troublemaker]

After class, Nora may recognize you from Day 1, but the second important decision of the day comes with your interaction with Emily. She wants to apologize for her cheating, and taking her at her word will reveal a little bit more about your past history with her in a follow-up conversation.

Emily path: *This will not be the only opportunity to forgive Emily, but you will need to do so at some point to be able to get back with her. Forgiving her now is also the only way of triggering the following Doctor's office sequence (though it doesn't actually affect your healing)*

(On the way to) Doctor

31. [If you forgave Emily in conversation 30] With Emily / Benjamin:

- Yeah, of course. (joke) [+1 Troublemaker]
- I'm still single. [+1 Boyfriend]

- It was adorable. [+1 Boyfriend]
- It was so funny. [+1 Bro]

- Sure, knock yourself out. [Achievement: Over it] [+1 Bro]
- Stay away from her. [+1 Boyfriend]

- Tell Emily about Benjamin [+1 Boyfriend] [+1 Troublemaker]
- Don't tell Emily [+1 Bro]

At Dr. Ehrmantraut's office, you will meet Benjamin, who went to school with Emily's sister Hannah. Benjamin is into Emily, and will ask your "permission" to go after her. There's an achievement to be picked up if you let him, but either way this only slightly affects the dialogues and doesn't impact your (potential) relationship with Emily (or hers with Benjamin, whom we don't hear of anymore)

Dr. Ehrmantraut will check your eye, and it turns out it's nothing too serious. Though you will be left wishing it were, if that meant having to visit her office again...

On the way to clothing store

32. Texting Aubrey:

- Wait they're not dating? [+1 Bro]
 - My day tomorrow is quite full, but how about today? I need to buy a costume. [+1 Boyfriend]
- My day tomorrow is quite full, but how about today? I need to buy a costume. [+1 Boyfriend]

Having gotten your number from Josh, Aubrey will text you to hang out. Your schedules can't quite match but you can go costume shopping with her. Also you can probe her a bit to find out Chloe and Grayson used to date, but they broke it off. Grayson did some shady stuff, or this might just be Aubrey going with Chloe's side of the story.

You'll meet Penelope, who was also in your History class, and she's got quite the quirky personality. For now we'll learn she's actually a junior just arriving at San Vallejo after being expelled from her previous college, but you still get to make a choice: carry on with the initial plan and meet with Aubrey, or go with Penelope instead. Whichever option you choose, you'll get to see the girl trying different outfits, but you'll need to go with Penelope and mess things up for the Keen eye achievement.

33. Texting Aubrey:

- Yeah, I'm just on my way, I'll be right there. [Shop with Aubrey] [+1 Boyfriend]
- Sorry, something came up and I can't make it. [Shop with Penelope] [+1 Troublemaker]

At the costume shop, which has now been converted to a regular clothing store (after a surprising increase of in-store injuries in January) you'll also meet the clerk Evelyn. You'll have a chance at her later, but for now it's time to try some costumes.

You can buy any of the three costumes available (viking, knight or cowboy) at any time, but you can also try them on multiple times. As you do, Aubrey/Penelope will be trying a matching outfit on the other booth. Peek at your own risk, because there's a chance you'll get caught, which can upset the girl and have her leave the store.

Whatever happens, if you end up buying the Viking costume, there will be an extra scene in History class the following week as Mr. Lee will call you out for having a costume that is inaccurate.

Clothing store

34. [If you went shopping with Aubrey in conversation 33] With Aubrey:

Trying the viking costume

- Peek [+1 Troublemaker]
 - Risk it [Random chance of getting caught]
 - Stop peeking
- Don't peek [+1 Boyfriend]

- It's kinda hot. [+1 Boyfriend]
- It's definitely something. [+1 Bro]

Trying the knight costume

- Peek [+1 Troublemaker]
 - Risk it [Random chance of getting caught]
 - Stop peeking
- Don't peek [+1 Boyfriend]

- looking might fine. [+1 Boyfriend]
- certainly practical. [+1 Bro]

Trying the cowboy costume

- Peek [+1 Troublemaker]
 - Risk it [Random chance of getting caught]
 - Stop peeking
- Don't peek [+1 Boyfriend]

When you try on the cowboy outfit, Aubrey will initially not want to show you hers. But if you have KCT Popular, she can be persuaded.

- Oh come on. [Aubrey costume reveal (with KCT Popular)] [+1 Troublemaker]
- Fine. [+1 Boyfriend]

If you do get caught peeking Aubrey at any moment, she'll accept your apology. But if you try to deny it without having KCT Confident, that will upset her. You will have a chance to talk it over the following day, so this does not prevent the development of any relationship with her.

35. [If you were caught peeking in conversation 34] With Aubrey:

- Apologize [+1 Boyfriend]
- Deny it [Aubrey will leave the store (unless KCT Confident)] [+1 Troublemaker]

You can try the same outfits with Penelope instead, if you chose to go with her. But she will never show you what the cowboy outfit looks on her. Also, if you get caught peeking she's much more likely to leave the store angrily.

36. [If you went shopping with Penelope in conversation 33] With Penelope:

Trying the viking costume

- Peek [+1 Troublemaker]
 - Risk it [Random chance of getting caught]
 - Stop peeking
- Don't peek [+1 Boyfriend]

- You look beautiful. [+1 Boyfriend]
- I guess it's nice. [+1 Bro]

Trying the knight costume

- Peek [+1 Troublemaker]
 - Risk it [Random chance of getting caught]
 - Stop peeking
- Don't peek [+1 Boyfriend]

- Flirt [+1 Boyfriend]
- Agree [+1 Bro]

Trying the cowboy costume

- Peek [+1 Troublemaker]
 - Risk it [Random chance of getting caught]
 - Stop peeking
- Don't peek [+1 Boyfriend]

- Oh come on. [+1 Troublemaker]
- Fine. [+1 Boyfriend]

37. [If you were caught peeking in conversation 36] With Penelope:

- Apologize [Penelope will leave the store] [+1 Boyfriend]
- Deny it [Penelope will leave the store (unless KCT Confident)] [+1 Troublemaker]

Getting caught by Penelope and having her leave the store is the only way to the Keen eye achievement (provided you successfully apologize later). If you do want to get caught, you may have to try outfits and peek multiple times (beware you'll be adding Troublemaker points each time). When she does catch you, the only way to keep her happy is to deny the peeking while having KCT Confident

Evelyn path: *At any rate, if either girl caught you peeking, you'll be on your own to pay for your chosen outfit (otherwise you'll be leaving together), which means you'll have a chance with the clerk Evelyn. If you don't (or can't) make a move now, you'll still meet her at the gym the following day. But it's your first opportunity to get her number. She's a grown-up though, so you'll need to be smart in your approach.*

38. [If either Aubrey in conversation 34 or Penelope in conversation 36 caught you peeking] With Evelyn:

- Make a move. [+1 Bro]
 - Be smart [Get Evelyn's number]
 - Be funny
- Leave [+1 Boyfriend]

On the way back to the dorm, you'll find Chris and Aaron sticking Wolves posters, and they'll casually mention you should join them. Imre will then tell you all about his escapades inside the volleyball team's locker room, and will even knock you off your moral high horse if you've acted improperly at the clothing store.

Dorm

39. With Imre:

- You're crazy. [+1 Bro]
- That's not cool. [+1 Boyfriend]
- Hell yeah. [+1 Bro]
- She's alright.

By this time Chloe has also come into your dorm. She feels responsible for you having been punched by Grayson (after all they did have a thing together before) and will invite you to the gym later that night.

Meeting Chloe

40. With Chloe:

- Ask her about it [+1 Troublemaker]
- Don't question it [+1 Boyfriend]
- Win the game [+1 Troublemaker]
- Let her win [+1 Boyfriend]

You'll end the night meeting Chloe and breaking into the gym to play some volleyball, but the security guard will notice you before you can get closer to her.

During sleep, you will get a flashback sequence, going back to the moment Emily confessed to having cheated on you: she got drunk at a birthday party but came back to your place in the middle of the night to apologize, but you broke up with her there and then. Can't spend too much time dwelling on that though, tomorrow is going to be an eventful day.

Day 4



Achievements	<ul style="list-style-type: none">● Lips don't lie – kiss Riley in the park in conversation 49● Not now, mom – do not pick up Julia's call in conversation 47● Truth hurts – have sex with Aubrey in conversation 45 and tell Lauren about it in conversation 50 (must have started a relationship with Lauren in conversation 27)
Key moments	<ul style="list-style-type: none">● Learn the body hook move● Last chance to get Evelyn's number● Sex scene with Aubrey● Movie date with Lauren

This day can bring your first date with Lauren (if you went down that road) and your first (real) sex scene, with Aubrey. It's even possible to go through both (but then it's up to you to deal with the consequences). You can also set yourself up for something to develop with Riley later, and Imre will get himself into a fight that will put him in hospital.

Gym

41. With Imre:

- Show off [+1 Bro]
- Stick to what you know

Imre takes you to the Sports X gym, which happens to be the cheapest around. When you pledge to a frat later you will get to use their facilities, but for now this will have to do. After making a move on receptionist Lindsey, Imre will teach you a new fighting skill you can use, the body hook.

Evelyn path: *This will also be your last chance to approach Evelyn, if you couldn't already do so at the clothing shop the day before. Again, treat her as a grown-up and you'll do fine here, or feel free to skip if you're not into her.*

42. [If you didn't make a move on Evelyn in [conversation 38] With Evelyn:

- Approach her [+1 Bro]
 - Be smart [Get Evelyn's number]
 - Be funny
- Leave it [+1 Boyfriend]

Meeting Aubrey

43. [If Aubrey left the store in conversation 35] With Aubrey:

- Take off your clothes [+1 Boyfriend] [+1 Bro]
- Refuse [+1 Troublemaker]

44. [If you didn't cause Aubrey to leave the store on her own in conversation 35] With Aubrey:

- Truth [+1 Boyfriend]
- Dare [+1 Bro] [+1 Troublemaker]

Depending on how things went on the day before, you may get to a short game of truth or dare with Aubrey (where we'll learn there's another ex-girlfriend you've slept with in the past, besides Emily).

Aubrey path: *But whatever happens, you'll be placed in a situation where you take off your clothes in front of Aubrey. Kiss her and there's no turning back, this will lead to a sex scene. This one is more interactive than the dream sequence with Riley on Day 1, so go ahead exploring the different positions on the left panel.*

If you're worried about Lauren, she won't find out unless you tell her, if you're okay with that arrangement.

45. With Aubrey:

- Kiss her [Sex with Aubrey]
- Stop it

Outside dorm room

46. [If you didn't start a relationship with Lauren in conversation 27] With Lauren:

- I'd love to. [+1 Boyfriend]
- I don't know... [+1 Troublemaker]

Lauren will come by your dorm as a friend, if you don't have a date scheduled for later, and you'll agree to help her with a Psychology assignment she's got.

If you do have a date with her (and don't mess it up too much afterwards), she'll ask your help at a later moment.

Dorm

47. With Julia:

- Answer [+1 Boyfriend]
 - Shopping sounds great. [Meet with Julia] [+1 Boyfriend]
 - I can't, sorry. [+1 Troublemaker]
- Don't answer [Achievement: Not now, mom] [+1 Troublemaker]

Chloe path: *Julia will call you and invite you to go shopping. This seems innocent enough, and there's an achievement for refusing to even pick up the phone. But agree to meet and this can massively boost your chances of taking Chloe into homecoming (we'll see why the following day).*

Riley and Ryan will come knocking next, inviting you out for a picnic (it's such a beautiful day after all). You'll end up talking about Grayson punching you, and you'll take offense to Ryan siding with him instead of encouraging you to get closer with Chloe. A fallout happens (it will be resolved later), but at this point Riley will follow you to talk it out.

Going for a picnic

48. With Riley/Ryan:

- Compliment Riley [+1 Boyfriend]
- Agree with Ryan [+1 Bro]

- Insult Ryan [+1 Troublemaker]
- Walk away [+1 Bro]

Riley path: Say you're into Chloe and you'll put Riley slightly off when she comes to talk to you. Or play it cool for a kiss. Kissing her now is the easiest way to ultimately create a relationship, otherwise you'll have to build up a KCT Confident to pursue her later.

49. With Riley:

- I like her [+1 Boyfriend]
- She's into me. [+1 Troublemaker]
 - Kiss her [Achievement: Lips don't lie] [+1 Troublemaker]
 - Don't kiss her [+1 Boyfriend]

Lauren path: If you've played your cards right with Lauren, up next is a movie date. Go through it successfully and you'll be locked in to taking her to homecoming (unless you cheat on her with Emily later). But beware of the pitfalls that can ruin your date.

Date with Lauren

50. [If you started a relationship with Lauren in conversation 27 and had sex with Aubrey in conversation 45]

With Lauren:

- Tell her what happened. [Achievement: Truth hurts] [Breaks relationship with Lauren (told Lauren about Aubrey)] [+1 Boyfriend]
- Don't tell her. [+1 Troublemaker]

Lauren may value honesty, but she'll value loyalty even higher. If you mess around with Aubrey and then tell Lauren, she'll dump you on the spot.

Make it past this stage and lock eyes inside the theatre for a kiss or something more. But if you keep your hands frisky after she's asked you to stop, that's also going to result in an early shower.

If you do mess up the date and would like to apologize later, you better be on your way to a KCT Loyal.

51. [If you started a relationship with Lauren in conversation 27 and either didn't have sex with Aubrey in conversation 45 or didn't tell Lauren about it in conversation 50] With Lauren:

- Kiss her
 - Reach under her skirt [+1 Troublemaker]
 - Keep going [Breaks relationship with Lauren (went too far)] [+1 Troublemaker]
 - Stop [+1 Boyfriend]

- Keep hands to yourself [+1 Boyfriend]
- Continue watching

The day ends when we learn Imre has been taken into the hospital. Adam (a former Ape) bust him up for hitting on her sister. You may get your chance at avenging him later, but Imre will have to stay at the hospital for a couple nights. Riley will come over to your dorm later to comfort you, and even though we learn she's not fancying Imre, she's also not going to spend the night with you just yet.

Hospital

52. With Imre:

- You should be more careful. [+1 Boyfriend]
 - Let me help. [+1 Bro]
 - That's a dumb idea. [+1 Boyfriend]
- Let's fuck him up. [+1 Bro] [+1 Troublemaker]

Dorm


53. With Riley:

- Take responsibility [+1 Bro] [+1 Boyfriend]
- Blame Ryan [+1 Troublemaker]

- Ask her to sleep here
- Don't ask

There's another dream sequence at night. Ryan's talk will bring up your insecurities surrounding Chloe, and this can end up hurting you the following day...

Day 5

	
Achievements	<ul style="list-style-type: none">• Keen eye – buy Penelope a muffin in conversation 58 (must have gone shopping with her in conversation 33, got caught peeking in conversation 36 and caused her to leave the store in conversation 37)• Relight the fire – tell Julia about Emily in conversation 54 (must have agreed to meet in conversation 47)• Rematch – tell Julia about Chloe in conversation 54, then buy the volleyball (must have agreed to meet in conversation 47)
Key moments	<ul style="list-style-type: none">• Buy a volleyball as a gift to Chloe• Reconcile with Penelope / Lauren• Meet Amber and Kim at Josh's party• Meet up with Chloe

The theme for today will be centered around reconciliation, as you can move to patch things up with other characters if you've done them wrong. It's also the day you'll (possibly) learn more about Chloe and where you can take the first meaningful steps towards a relationship with her. You'll be able to ask Penelope out on a date and meet two new girls at a party (Amber and Kim), but don't get so drunk you'll regret it later.

Overall, there will be a lot more to lose than to gain during the course of this day, so tread carefully.

Start off the weekend with a trip to the mall with Julia if you've agreed to meet up. She can't help noticing your black eye, so feel free to appease her with a white lie. The subject will then turn to the girls you've been meeting. Mention Emily or Chloe to set yourself up for an achievement, or anyone else just to gauge Julia's reaction.

Shopping with Julia

54. [If you agreed to meet Julia in conversation 47] With Julia:

- Someone punched me. [+1 Boyfriend]
- It was an accident. [+1 Troublemaker]

Tell Julia about:

- Chloe
- Aubrey
- Lauren
- Riley
- Emily [**Achievement: Relight the fire**]
- Penelope

Here comes a chance to buy a volleyball, and you might as well go ahead and get it. This is going to be very helpful to get Chloe to be your homecoming date as you'll gift it to her (otherwise you'll need to have KCT Popular later on). But you'll still need to keep a good relationship with her (she's that finicky).

- Buy it **[Achievement: Rematch (if you told Julia about Chloe)] [Can gift to Chloe]**
- Don't buy it

Library

55. [If you broke the relationship with Lauren in conversation 50 or 51] With Autumn: **[+1 Troublemaker regardless]**

- Apologize **[Makes Autumn mad unless KCT Loyal]**
- Sit somewhere else **[Makes Autumn mad]**

There's only time for a quick chat with Chloe for a meet later that night, before you'll find Autumn (Lauren's sister) at the library. Unless you upset her, Autumn will let you know about her political science essay on feminism she's writing. She also volunteers at the local dog shelter, where you may find her later.

Lauren path: If you did ruin your date with Lauren, apologizing to Autumn while having KCT Loyal can help you make amends, as she'll put on a good word about you to her younger sister.

56. [If you didn't break the relationship with Lauren in conversation 50 or 51] **[+1 Boyfriend]**

College

57. With Ryan:

- Talk to him **[+1 Bro]**
- Ignore him **[+1 Troublemaker]**

You can't actually avoid Ryan here, so you'll take this chance to talk it over with him after what transpired at the picnic. He's just concerned about you, that's all...

Up next is a trip to the cafe, to get a fix of caffeine, where you'll come across Penelope.

Cafe

58. [If you caused Penelope to leave the store in conversation 37] With Penelope:

- Buy Penelope a muffin **[Achievement: Keen eye] [+1 Boyfriend]**
 - Grab her hand **[+1 Boyfriend]**
 - Kiss her **[Penelope leaves cafe] [+1 Troublemaker]**
 - Don't kiss her
 - Leave it
- Buy Penelope a coffee **[Penelope leaves cafe]**

Penelope path: *If you look carefully, you'll notice she's already gotten herself a coffee. Just in case you went costume shopping with Penelope and she caught you peeking, buy her a muffin to go with her coffee to be able to make things right. She'll forgive you, but don't go for the kiss just yet, or you'll come across as too forward. She won't stay mad for too long even if you mess things up here again, but you'll need her happy to invite her to a bowling date in just a minute.*

59. [If you didn't cause Penelope to leave the store in conversation 37, or if you did but grabbed her hand without kissing her in conversation 58] With Penelope:

- Magic Powers. [+1 Bro]
- I didn't. [+1 Boyfriend]

60. [If you didn't cause Penelope to leave the cafe in conversation 58] With Penelope:

- We should watch some. [+1 Troublemaker]
- You should try it. [+1 Bro]

You'll carry on the conversation, and while she may be acting slightly suspicious, what she's looking at in her laptop definitely isn't anything she shouldn't be doing. She's not even into porn and she's got a lot of studying to do. At any rate, encourage her to go bowling and you've got yourself a date lined up. You'll need this to capture the Strike achievement. But setting up this date will also make Penelope grow slightly jealous if she learns of any of your adventures with other girls.

- You wanna go bowling?
 - Encourage her [Bowling date] [+1 Boyfriend]
 - Tease her [+1 Bro]
- Yeah, it was nice.

61. Texting Josh:

- Uhh, sure. [+1 Bro]
- I'm meeting a friend at 11, so I can't really
 - Alright, I'll come. [+1 Bro]
 - Josh, I don't know, man. I don't wanna be late.
 - Fine, I'll come. But I need to go before 11.
 - I can't, sorry. [+1 Boyfriend]

Your friend Josh will come texting next, and he's got a party planned for tonight. He'll be very insistent, and will use a picture of Amber (a girl who will be there) if you resist at first. There's no harm in simply going, and you'll get to meet Amber and Kim. But stay for too long and it will not end up well with Chloe. Or simply decline the invitation and go straight to the Chicks' place

Josh's party

62. [If you agreed to go to Josh's party in conversation 61] With Josh:

- I can move. [+1 Boyfriend] [+1 Bro]
- It's my spot now. [+1 Troublemaker]

- I'll join the Wolves. [+1 Bro]
- I don't know yet. [+1 Boyfriend]

If you do make it to Josh's party, you'll start mingling with Amber and Kim, and the topic will turn to fraternities. You're just making conversation, so you're not committing to anything just yet, but sporting a black eye Amber will see you as more of a fighter.

Josh will introduce the 'bangolo' drinking game now, and this is the moment for a very important decision. Carry on playing and you'll get to see Amber and Kim kiss, as well as trying to have a tequila shot off the body of either of them (Amber will even return a kiss if you go for it at this time).

Chloe path: *But playing this game will also mean you'll get drunk and upset Chloe, which will close off some avenues with her. You'll miss the chance to join her at the swimming pool later, and you'll need to get KCT Popular to regain her trust afterwards.*

- Sounds good. [Play bangolo] [+1 Bro]
- I should stop here. [+1 Boyfriend]
 - Alright, just for a bit. [Play bangolo]
 - Sorry, I really can't.

63. [If you carried on playing in conversation 62] With Josh/Kim/Amber:

- Do a handstand [+1 Bro]
- Drink three sips [+1 Boyfriend]
- Amber [+1 Troublemaker]
 - Kiss her
 - Don't kiss her
- Kim [+1 Troublemaker]
 - Kiss her [she'll reject]
 - Don't kiss her

Chloe path: *What happens next with Chloe depends on how far you went at Josh's party. You'll ask her if she's just playing you, but you're only going off what you heard from Ryan. If you got drunk you'll just end up making a scene regardless and make her upset. Even if you don't get drunk, accusing Chloe of lying will not go down well with her either.*

But staying sober and trusting her when she says these are all Grayson's games is the way to keep a good relationship with Chloe. If you fail to trust her during this encounter, Chloe will just barge back into the house and Nora will come by and ask you what you're doing outside. Decide how much you want to share, but Nora won't be in a position to help much anyway.

Chicks' place

64. [If you carried on playing in conversation 62] With Chloe:

- Accuse her of lying [+1 Troublemaker]

- Ask about the punch

65. [If you didn't join Josh's party in conversation 61, or you did but you didn't play bangolo in conversation 62] With Chloe:


- I believe you. [Pleases Chloe] [+1 Boyfriend]
- You're lying. [+1 Troublemaker]

66. [If you played bangolo in conversation 62, or accused Chloe of lying in conversation 65] With Nora:

- It's Chloe
 - Tell her
 - Say you gotta go
- It's nothing

Time to go to sleep reflecting on what just happened today. You might have kept it nice and friendly with Autumn, Penelope and Chloe, or you might have soured those relationships to the point of only a KCT change being able to salvage them in the future.

Day 6

	
Achievements	<ul style="list-style-type: none"> • Bros before hoes – don't anger Imre through conversation 76 or 77, then look for him in conversation 80 or 81 • Credulous – trust Chloe in conversation 83 • On the low – decline to kiss Lauren in conversation 72 (must have kissed Lauren but not gone too far in conversation 51, or restarted the relationship in conversation 71) • PETA public enemy – declare yourself an animal lover in conversation 73 and run the train over the dog in conversation 74 (must not have caused Lauren to break the relationship in conversation 51, or not messed up the apology in conversation 71) • Snitch – do not fight Adam in conversation 75, then tell the school in conversation 76
Key moments	<ul style="list-style-type: none"> • Confronting Adam • Whether or not to help Imre • Meeting Chloe at the swimming pool

Imre is getting out of the hospital today, and he's still out for revenge against Adam. You can try to take justice into your own hands, but your Hungarian roommate is too proud to take that in good spirits. Meanwhile, you can go and meet Lauren (either to apologize or for her psychology assignment), as well as Chloe if you didn't upset her the night before. As always with Chloe, trust will be key.

Dorm

67. [If you kissed Amber in conversation 63] Texting Amber:

- We did, I'll make it up to you.
 - I give some world-class massages [+1 Troublemaker]
 - I'll stay longer next time
- Sorry, something came up.

68. [If you didn't kiss Amber in conversation 63] Texting Amber:

- Wow, you really wanted to see me, huh? [+1 Bro]
 - Don't worry, you'll see me soon [+1 Troublemaker]
 - Haha, I'm fine.
- Sorry, something came up.

You'll start the day with a text from Amber, checking on you and equally flirty regardless of if you've even attended the party or not the day before.

Lauren path: *If your date with Lauren broke down, you'll have another decision to make. You can stand back and give her time, but this will keep her upset and it'll be awkward when you meet later in class.*

If you do decide to apologize, by now it's out of your hand how Lauren will react. You may need KCT Confident to dupe her roommate into letting you know she's at the Economics classroom, but having KCT Loyal or having convinced Autumn at the library will help rekindle the relationship.

69. [If you broke the relationship with Lauren in conversation 50 or 51] With Lauren:

- I should go apologize
- I'll give her time [Angers Lauren]

Lauren's room

70. [If you decided to apologize to Lauren in conversation 69 because you went too far in conversation 51] With Unknown person:

- I'm someone else [Leads to bus ride with Riley unless KCT Confident] [+1 Troublemaker]
- I didn't mean to [Leads to bus ride with Riley] [+1 Boyfriend]

71. [If you decided to apologize to Lauren in conversation 69 and didn't trigger the bus ride scene in conversation 70] With Lauren:

- [If you told Lauren about Aubrey in conversation 50, and either (didn't make Autumn mad in conversation 55, or you have KCT Loyal)] [Restarts relationship with Lauren]
- [If you went too far with Lauren in conversation 51, made Autumn mad in conversation 55, and do not have KCT Loyal] [Angers Lauren] [Leads to bus ride with Riley]

At any rate, unless you're avoiding Lauren or failed to apologize, you'll be seeing her for the psychological tests she needs for her assignment. If you have started (or just restarted) a relationship with Lauren, she'll be kissing you. She'll take your word if you say you're not comfortable with kissing in public, even if deep down you're just afraid of other girls spotting you.

In classroom

72. [If you kissed Lauren and didn't cause her to break the relationship in conversation 51, or you restarted the relationship in conversation 71] With Lauren:

- Complaints? I love it. [+1 Boyfriend]
- I don't like kissing in public. [+1 Troublemaker]
 - Sorry, not in public. [Achievement: On the low] [+1 Troublemaker]
 - Actually, a kiss is fine.

Time for the actual personality test. It starts off with three questions on how you view yourself. There aren't right or wrong answers here, but Lauren will speak her mind after asking you if you see yourself as a relationship person.

73. [If you didn't cause Lauren to break the relationship in conversation 51, or you didn't trigger the bus ride scene in conversation 71] With Lauren:

I struggle making difficult decisions.

- Agree [+1 Boyfriend]
- Disagree [+1 Troublemaker]

I consider myself an animal lover.

- Agree [+1 Boyfriend] [+1 Bro]
- Disagree [+1 Troublemaker]

I consider myself a relationship person.

- Agree [+1 Boyfriend]
- Disagree [+1 Bro]

The second part of the test is the "trolley problem". This is a famous thought experiment, where you'll face decisions involving a train hypothetically running over people and animals. You can skip this part of the game if this is uncomfortable, and move on to the next section in this guide. You will miss out on one achievement, however.

Have you heard of the trolley problem?

- Yes
- No

- Skip
- Continue [Play trolley problem]

In the first situation, you'll test whether you actually struggle making difficult decisions (matching the first question). In this thought exercise, a train is going down a track where it is about to run over five people. However, you have the choice to pull a lever and send the train down a different track, where it will run over a single person. The moral dilemma is that if you do pull the lever, you've made a conscious decision to save the five, but also made a conscious decision to kill the one. Whereas if you just let the train run its path, you might not see yourself as responsible for what happens.

You'll have a few seconds to click on the lever if you want to make that choice.

74. [If you decide to play the trolley problem in conversation 73] With Lauren:

Situation 1

- Press the lever [+1 Bro]
- Don't press the lever [+1 Boyfriend]

You can stop the exercise after this first situation, or you can carry on. In the second situation you'll have to decide between letting the train run over a person, or diverting it to kill a dog. If you kill the dog after having said you were an animal lover, congratulations: you get the PETA public enemy achievement. You'll also get flashbacks later though, so be sure you're happy with your decision.

- Yeah, let's do it.
- I'd rather not. [Ends this conversation]

Situation 2

- Press the lever **[Achievement: PETA public enemy (if you said you were an animal lover in conversation 73)]**
- Don't press the lever **[+1 Troublemaker]**

- Yeah, okay.
- I'd rather not. [Ends this conversation]

In the third and final situation, if you choose to go through with it, the choice to be made will be between letting the train run over five people, or sparing those in exchange for Emily, who is on the other track. If it's any consolation, Emily won't find out what your decision was.

Situation 3

- Press the lever **[+1 Boyfriend]**
- Don't press the lever **[+1 Bro]**

- At least we're done now. **[+1 Boyfriend]**
- That was too far. **[+1 Troublemaker]**

Time to go pick up Imre from the hospital. You'll be joined by Riley on the bus ride there. Imre is still hurting a bit, and on the ride back you'll see someone resembling Emily. Which will trigger a flashback scene from your times dating. But it turns out there was someone else in the bus after all.

As soon as you're back, Imre will be looking for Adam to try and fight him. Obviously he's putting himself up in a very dangerous position, so you'll call Aubrey to see if she happens to know Adam. She'll hesitate for a bit (you may have noticed her having sex with him on your very first free room) but she'll confirm his room is indeed just across from yours (turns out Imre didn't know this).

So now it's up to you: you can confront Adam, which can escalate into a fight. Or you bring it to the attention of the school counsellor. Or you can just stay away from all this mess.

Imre path: *If you do fight and beat Adam, this will anger Imre (you spoiled his fun), but he won't be too upset if you end up losing. In the same token, if you raise this with the school, the Snitch achievement will be on your way, but Imre will also be enraged. Angering Imre here will need the Loyal KCT to resolve, at the expense of progressing your relationship with another girl (either Amber or Chloe). Basically letting the guys figure it out between themselves while you chase the girls is the win-win scenario here.*

Outside Adam's

75. With Adam:

- Confront Adam **[+1 Bro]**
 - Punch him **[Fight] [+1 Troublemaker]**
 - Talk to him **[+1 Boyfriend]**
 - Punch him **[Fight] [+1 Troublemaker]**

- Threaten to tell school [+1 Boyfriend]
- Leave it [+1 Boyfriend]

76. [If you didn't fight Adam in conversation 75] With Adam:

- Tell the school [Angers Imre] [Achievement: Snitch] [+1 Boyfriend]
- Keep it to yourself [+1 Bro]

Fighting Adam (whether you win or lose) will bring up an additional scene with Chris (president of the Wolves). He'll either save you from further punishment or congratulate you on having beaten Adam.

77. [If you fight and beat Adam in conversation 75] With Chris: [Angers Imre]

- Yeah, I'm interested [+1 Bro]
- Not really [+1 Boyfriend]

You'll always meet Imre at the cafeteria. He hasn't found Adam yet, but you'll tell him you found out where his room is. If you already beat Adam (or went to the school counsellor), Imre will be upset at you. Otherwise, he will go and try to find Adam by himself. Either way, this will be a good time to go and have a walk outside to clear your head and think about your next move.

Your next move will depend on how you behaved with Chloe the night before. She will text you unless you got drunk or mistrusted her (in which case you'll get a message from Amber instead). But you can't stop thinking about Imre and how he might be getting beaten up by Adam right now.

Park

78. [If you angered Imre through conversation 76 or 77, and you trusted Chloe in conversation 65] In the park:

- Find Imre [+1 Bro]
- Meet Chloe [+1 Boyfriend]

79. [If you angered Imre through conversation 76 or 77, and didn't say you trusted Chloe in conversation 65] In the park:

- Find Imre [+1 Bro]
- Keep talking to Amber [+1 Troublemaker]

80. [If you didn't anger Imre through conversation 76 or 77, and you trusted Chloe in conversation 65] In the park:

- Help Imre [Achievement: Bros before...] [+1 Bro]
- Meet Chloe [+1 Boyfriend]

81. [If you didn't anger Imre through conversation 76 or 77, and didn't say you trusted Chloe in conversation 65] In the park:

- Help Imre [Achievement: Bros before...] [+1 Bro]
- Keep talking to Amber [+1 Troublemaker]

Imre path: So based on your past options, your choices now are to side with Imre or the girl you got a text from. If Imre is mad at you, go and Find him for your only chance at an apology (but it will only work if you have KCT Loyal). Or you can Help him, but it turns out by the time Imre gets to Adam's room, Adam is no longer there, so your help wasn't really needed.

Amber or Chloe path: If you Keep talking to Amber she'll end up sending you a picture of herself, but if you decide to Meet Chloe there's a swimming pool session coming up next.

Dorm

82. [If you went looking for Imre in conversation 78 or 79] With Imre:

- Explain yourself [**Imre forgives you (with KCT Loyal)**] [+1 Bro]
- Apologize [+1 Boyfriend]

Check on Imre after you've angered him to find him packing and ready to move out of your dorm. He'll go on and on about you're messing up with his fight and have no loyalty. The only way to make him stay is to prove him wrong: explain yourself while having KCT Loyal, or you'll lose this friendship (and he won't be there to teach you how to perform an uppercut, which might come in handy later).

Pool

83. [If you decided to meet with Chloe in conversation 78 or 80] With Chloe:

- Just let it ring. [+1 Boyfriend] [+1 Troublemaker]
- You should get that. [+1 Bro]

- Ask about the call [+1 Boyfriend]
- Don't ask [+1 Bro]

Time go go swimming with the hottest girl in school, if you so chose. You'll get in the water with her at the school's swimming pool, and you'll have some light-hearted fun, but phones always seem to ring at the most inappropriate time. Chloe is that important, so she'll have to pick up and promptly leave to meet "a friend". Do you trust her?

- Follow her [+1 Troublemaker]
- Trust her [**Achievement: Credulous**] [+1 Boyfriend]

Chloe path: Stay behind for the Credulous achievement, or follow her to find out she was actually only going to meet Aubrey after all. They have some nice things to say about you, but if you eavesdrop on their conversation Chloe will feel really betrayed. The only way to salvage this at that point will be to have KCT Popular when you meet her at the Wolves party in a couple days.

Following Chloe

84. [If you followed Chloe in conversation 83] With Chloe/Amber:

- Stay and listen [**Angers Chloe**] [+1 Troublemaker]
- Leave [+1 Bro]

Dorm

If you haven't texted Amber yet during the day, she'll send you a nice picture (the same that she would if you were to keep talking to her before, so you're not missing much here). She'll play it cool even if you're not the most receptive to her advances. But at least now you're more sure she's fancying you.

85. [If you went looking for Imre in conversation 78 or 79, and didn't say you trusted Chloe in conversation 65]


Texting Amber:

- I'm alone now, if the surprise is still on ;) [+1 Bro] [+1 Troublemaker]
- I'll make it up to you tho [+1 Boyfriend]

86. [If you kept talking to Amber in conversation 79 or 81] OR [If you trusted Chloe in conversation 65] OR [You listened in to Chloe's talk in conversation 84] Texting Amber:

- Woah, what was that for? [+1 Bro]
 - And you chose me, huh? [+1 Bro]
 - Feel free to do so anytime :) [+1 Boyfriend]
- Oh wow, you're so fucking hot [+1 Boyfriend]

Day 7

	
Achievements	<ul style="list-style-type: none">• Monkey business – meet with Grayson in conversation 101 and join the Apes in conversation 102• Not my business – don't disturb Ms. Rose in conversation 89• Reignition – accept Emily's call in conversation 92 and agree to meet, then kiss her back in conversation 94• Seems fishy – do not meet with Grayson in conversation 101
Key moments	<ul style="list-style-type: none">• Sex scene with Emily• Date with Evelyn• Sex scene with Aubrey• Meeting Grayson

Definitely the most intense day so far. You'll be back in class seeing Riley, Ryan and perhaps most importantly Lauren. There's also a possible date with Evelyn and two sex scenes (with Emily and Aubrey). You'll also have a chance to see a side of Grayson you haven't seen before – this will be your only opportunity to join the Apes, but not everyone will support you if you do.

In class

87. [If you decided to apologize to Lauren in conversation 69 and didn't trigger the bus ride scene in conversation 70] With Lauren:

- Call after her [+1 Bro]
- Leave her be [+1 Boyfriend]

Monday starts with Economics class, and this is going to reflect how your relationship with Lauren is going. She'll kiss you if you said you were fine with it during the personality tests, but now Riley will know you two are a thing. If she's still upset at you she'll be ignoring you, or otherwise she'll just be her friendly self.

Ryan will come talking to you afterwards, and he'll take you to Grayson of all people. Grayson is willing to make amends and he already sees in you a charismatic leader. He's even willing to train you himself. We may hear more from him later in the day.

Finally you'll overhear Ms. Rose crying in the classroom. She's having a rough patch, but we won't learn many details here. You can choose to skip this conversation for an achievement.

Meeting Grayson

88. With Grayson

- What do you want? [+1 Bro]
- I guess we are. [+1 Troublemaker]

Outside class

89. With Ms. Rose

- Check it out [+1 Boyfriend]
- Don't disturb [Achievement: Not my business] [+1 Troublemaker]

You'll notice a flyer next to your dorm room for the homecoming this Friday. You may already have an idea who to ask, but otherwise it's time to have a think. Perhaps going out for a run will help clear your mind with everything that's been happening lately.

Running

90. With Nora:

- Run after her
- Stay on your route

While going for a run outside you notice Nora, who's also in the middle of her routine. It's probably not the nicest thing to do to interrupt her, and all we'll learn is that she's going to be at the Wolves party on Wednesday. But we pretty much knew she'd be with Chris anyway.

Evelyn path: *Take this moment to call Evelyn if you got her number at the gym or at the store. It's a do-or-die moment now, promise her a nice dinner to secure a date, or you can forget this story arc. In any case you can't help feeling you're still a bit out of your depth treading with someone who's already an "adult".*

Oh, and a nasty flashback will appear if you dared hurt a dog during Lauren's psychology tests.

91. [If you got Evelyn's number in conversation 38 or 42] With Evelyn:

- It'll be an adventure [+1 Bro]
- It'll be a nice dinner [Date with Evelyn] [+1 Boyfriend]

Dorm

Up next, an important decision that will redefine your relationship with Emily. She'll call you, sobbing, asking you to come over. You can refuse to even pick up the call, and avoid all that drama. But if you meet up, it will either end in a falling off or in sexy time.

92. With Emily

- Accept call [Meets with Emily if you had forgiven her by the hallway in conversation 30] [+1 Boyfriend]
- Reject call [+1 Troublemaker]

93. [If you accept the call in conversation 92 but didn't forgive Emily by the hallway in conversation 30] With Emily:

- Fine, I'll come. [Meets with Emily] [+1 Boyfriend]
- No. (Hang up) [+1 Troublemaker]

Emily path: If you do go and meet Emily, we find out all that hullabaloo was because a friend of her cut her out of a picture on social media. You may or may not find this perfectly reasonable, and we may find that you have been (still are?) undergoing therapy. But more importantly, things will escalate to the point Emily kisses you. Make it sour by pushing her away, but a sex scene awaits if you kiss her back (you won't be able to keep this relationship secret from other girls for much longer though)

At Emily's

94. [If you agreed to meet Emily in conversation 92 or 93] With Emily:

- Be understanding [+1 Boyfriend]
- Be baffled [+1 Troublemaker]

- Kiss her back [Sex with Emily] [Forgive Emily] [Achievement: Reignition]
- Push her away [Doesn't forgive Emily]

Evelyn path: Time for a date with Evelyn, if you've made it this far. It will start off in quite the awkward fashion, and she isn't really excited about her current job, so you shouldn't be directing the conversation in that direction. But ask about her dreams to lighten up the mood as she reveals she'd actually much rather be a pediatrician, and this is what will allow you to kiss her goodbye at the end of the dinner.

Date with Evelyn

95. [If you secured a date with Evelyn at the park in conversation 91] With Evelyn:

- Hot [+1 Bro]
- Stunning [+1 Boyfriend]

- Make a joke [+1 Bro]
- Say something smart [+1 Boyfriend]

- Ask about her job [+1 Bro]
- Ask about her dreams [Relationship with Evelyn] [+1 Boyfriend]

As an interesting aside, we'll start seeing some new dynamics in terms of how choices impact your personality points. Normally kissing Evelyn here will grant you +1 Boyfriend point. But if you're in a relationship with Lauren, then you'll get +1 Troublemaker point instead, which pushes you away from the Loyal KCT.

96. [If you started a relationship with Evelyn in conversation 95] With Evelyn:

- Kiss her [+1 Troublemaker (if you're in a relationship with Lauren)] [+1 Boyfriend (otherwise)]
- Don't kiss her [+1 Boyfriend (if you're in a relationship with Lauren)] [+1 Bro (otherwise)]

Another booty call from Aubrey (she must be bored because all of the other girls at the Chicks house are out), and you'll still get a saucy text if you say you can't make it.

Aubrey path: If you meet her she'll try to probe how your relationships are going with other girls, but if you've had sex with her before you'll end up having it again. Otherwise here is another chance, just say you've been eyeing a few different girls and that Aubrey is one of them for another sex scene.

Evening

97. Texting Aubrey

- Yeah, sure. **[Meet with Aubrey]**
- Sorry, I can't tonight.

Aubrey's place

98. [If you chose to meet with Aubrey in conversation 97] With Aubrey **[Triggers sex with Aubrey if you also had it in conversation 45]:**

- A few different girls. **[+1 Bro]** **[+1 Troublemaker]**
- No one, really. **[+1 Boyfriend]**

99. [If you said you'd been seducing a few different girls in conversation 98 and didn't have sex with Aubrey in conversation 45] With Aubrey:

- I think you know **[Sex with Aubrey]** **[+1 Bro]** **[+1 Troublemaker]**
- We're just friends **[+1 Boyfriend]** **[+1 Troublemaker]**

100.[If you said you hadn't been seducing a few different girls in conversation 98, didn't have sex with Aubrey in conversation 45, and KCT is Popular] With Aubrey:

- You got me. **[Sex with Aubrey]** **[+1 Bro]** **[+1 Troublemaker]**
- I'm not seducing you. **[+1 Boyfriend]** **[+1 Troublemaker]**

Before a night's sleep the mind goes back to Grayson, and whether or not you should go and see him. It can be really hard to trust him at this time, but hearing him out will be the only chance you'll have of joining the Apes.

Meeting Grayson reveals he had been drinking during the party (though if you checked on him and Cameron, he seemed sober at the time) and we learn a bit of his backstory (or maybe we don't, and he's still playing you). Anyway, his sales pitch is that Apes are relentless, ruthless winners, that do everything to win. You may or may not have upset Imre by now, but you'll still get a flashback about how he's all into the Wolves.

You'll have to tell Grayson something now. Not to worry, because you can still change your mind later. But side with him to please him and gather an achievement, or he'll just go away leaving you behind.

Dorm

101.In room:

- Meet Grayson **[+1 Troublemaker]**
- Stay home **[Achievement: Seems fishy]** **[Achievement: Wolfpack (granted on Day 9)]** **[+1 Bro]**

Meeting Grayson

102.[If you met with Grayson in conversation 101] With Grayson:

- Empathize [+1 Boyfriend]
- Question [+1 Troublemaker]

- I'm in [Achievement: Monkey business] [+1 Troublemaker]
- I'm not in [+1 Bro]


Back (or still) at the dorm, a strange nightmare is the last scene for the night. A masked figure is chasing you, Lauren and Riley through a forest. You'll only be able to save one (if you react quickly enough to stop the timer).

Dorm

103.Nightmare:

- Save Lauren [+1 Boyfriend]
- Save Riley [+1 Bro]

Day 8

	
Achievements	<ul style="list-style-type: none">• Strike – kiss Penelope after bowling in conversation 106 (must have encouraged her to go in conversation 60)• True to self – walk Riley home in conversation 121 (must have talked to her instead of Finn in conversation 111 but do not take her upstairs if you had agreed to join the Apes in conversation 102)
Key moments	<ul style="list-style-type: none">• A

Today is the day for the Wolves party, and we'll learn a lot about their members and what they stand for. Riley will be there as well, and this will be another key moment to developing a relationship with her. But before that she'll take you to a poetry slam, where you'll get the chance to impress not only her but the rest of the crowd. And Penelope will be waiting for that bowling date.

The day starts with a trip to the gym, and Imre will teach you how to perform an uppercut (unless he's moved out after the Adam situation). Sadly yours isn't the gym Amber goes to, but maybe you two can schedule a home workout someday. This is also the moment to confirm the bowling date with Penelope (if things worked out on Saturday).

Dorm

104. Texting Amber:

- Maybe we should do a home workout together sometime ;) [+1 Bro]
- Yeah, that's too bad :/ [+1 Boyfriend]

Riley will come calling with a last-minute invitation to a poetry slam after her friend bailed on her. Three candidates will come on stage, and feel free to give out your honest opinion, but Lisa is the only one Riley enjoyed. Riley then dares you to go on stage yourself. If you happen to have KCT Popular the crowd will cheer at your lullaby, otherwise you'll get a bit of a cold reaction.

Poetry slam

105. With Riley:

- Praise her [+1 Boyfriend]
- Mock her [+1 Bro] [+1 Troublemaker]

- Praise him [+1 Boyfriend]
- Mock him [+1 Bro] [+1 Troublemaker]

- Praise her [+1 Bro] [+1 Troublemaker]
- Mock her [+1 Boyfriend]

- Okay, I'll do it. [+1 Bro]
 - Act out a lullaby [+1 Bro]
 - Make something up [+1 Troublemaker]
- No way I'm doing that. [+1 Boyfriend]

Bowling time with Penelope, if you've set it up. Choose your bowling name (she'll go with "Kim Possible"), and it turns out she can actually play, but she'll let you win at first. We also learn why she got expelled from her previous college: she hacked into the college website to abuse the principal after the school acted unfairly towards her best friend Jenny. But that should be best kept in the past. Kiss her at the end of the date for the Strike achievement.

Bowling

106.[If you encouraged Penelope to play bowling in conversation 60] With Penelope:

- Kiss her [Achievement: Strike] [+1 Boyfriend (if you're not in a relationship with Lauren)] [+1 Bro (otherwise)] [+1 Troublemaker (otherwise)]
- Say Goodbye [+1 Boyfriend (if you're in a relationship with Lauren)]

The Wolves party is up next, in the largest free room so far, so be careful not to get lost between all the rooms. It does start off simply enough, though. Josh and Kim are sitting outside, and invite you to take a shot. Don't worry, there's no risk of getting drunk here.

Free roam (Wolves party)

107.With Josh/Kim:

- Take the shot [+1 Bro]
- Decline [+1 Boyfriend]

You can go inside and through the door and into the living room. Peter and Harry are having a lovely discussion about the Kardashians

108.With Peter/Harry:

- Kylie [+1 Bro]
- Kourtney [+1 Boyfriend]

Emily and Aubrey are having a chat, and if you've ended up forgiving Emily you'll get to reminisce over your past relationship. But don't come out as a simp in Aubrey's eyes, as this can harm your future prospects with her.

109.[If you forgave Emily in conversation 30 or 94 and didn't have sex with Aubrey (neither in conversation 45 nor 99 through 100)] With Emily/Aubrey:

- Anything for a girl like that. [Simp] [+1 Boyfriend]
- What people do for pussy... [+1 Bro] [+1 Troublemaker]

110.[If you forgave Emily in conversation 30 or 94 and had sex with Aubrey (either in conversation 45 or 99 through 100)] With Emily/Aubrey:

- I was in love. [Simp] [+1 Boyfriend]
- It was nothing. [+1 Bro] [+1 Troublemaker]

Turn right into the kitchen to talk to Chris. He'll tell you all about the value of the Wolves, and how being a tight-knit group has improved the confidence and spirits of everyone who's joined. You may or may not be sure about pledging just yet, depending on how things with Grayson went, or if you've been in any fights. But we'll leave Chris for the time being and explore the rest of the party, and you can return to him when you're ready to end the free roam.

111. With Riley/Finn:

- Ask Riley something [+1 Boyfriend]
- Ask Finn something [+1 Bro]

Riley path: Riley is chatting with Finn, another Wolf. He'll tell you about Imre's brother Bence, a previous Fight King. But talk to Riley instead and you'll learn she's going to walk home alone after the party, so you might have a chance to keep her company later.

Back on the ground floor, through a door next to a cupboard and then to the right you'll find the Wolves gym, where Amber is looking at Perry and Sebastian fighting. I suppose you can't blame her for enjoying the view.

112. With Amber

- You're such a tease. [+1 Bro]
- Not gonna happen. [+1 Boyfriend]

Upstairs you will find three rooms. The one on the right is Chris' office. Click on all four items (the trophies, the encyclopedia, the certificate and the picture on the wall to learn more about the Wolves. Once you do that, you'll realize this might be a great place for some alone time with a girl. We'll see that in a moment, just two more rooms to explore.

In the room in the middle you can go out the window to find Nora on the rooftop. She's a bit overwhelmed with this being a busy party and Chris being talking to everyone else instead of her. If you don't want to upset her further, don't whiteknight Chloe, and just take into advisement that she may just not be as genuine as you think.

113. With Nora

- Defend Chloe [Makes Nora mad] [+1 Boyfriend]
- Don't defend Chloe [+1 Bro]

Chloe path: The final room available to explore is the one on the left (from the three upstairs) – turns out it's the bathroom. Chloe will be in there, but if she's upset at you, you'll need KCT Popular to get her to open the door. Then she'll give you her side of the story, how Nora suggested Chloe should step down as president during the Chicks' meeting. As with Nora just before, you probably don't want to stir any more drama, so just go with what Chloe has to say or she'll be really mad.

114. [If you trusted Chloe in conversation 65, or you didn't but have KCT Popular] With Chloe:

- Maybe you should step down. [Angers Chloe] [+1 Boyfriend]
- Nora's being stupid [Pleases Chloe] [+1 Bro] [+1 Troublemaker]

After you've checked out the office completely, you can take any one of Emily, Aubrey, Amber or Riley upstairs by clicking on them again in the free roam. You'll get to chat with the girl you pick, but nothing much will happen. In fact, you can risk making things worse, so let's deal with this in order:

- You can take Aubrey as long as you've had sex with her already, or at least if you didn't come out as a simp in the talk with Emily just prior at the party.
- You can take Emily as long as you've forgiven her (this is done by either going with her to the doctor or by meeting her in her dorm room and not refusing her advances).
- You can take Amber if you have KCT Popular.
- And you can always take Riley, but if you've met Grayson and agreed to join the Apes, this will come up in conversation and upset her, and you'll miss a chance at a sex scene later.
- Any other girl will decline or be unavailable.

Free roam, pick girl to take upstairs (can only take one)

115. Choose Emily/Aubrey:

- Ask Aubrey [Takes Aubrey upstairs if you had sex with her (either in conversation 45 or 99 through 100), or if you didn't but also didn't simp in conversation 109 or 110]
- Ask Emily [Takes Emily upstairs if you forgave her in conversation 30 or 94]

116. Choose Amber:

[Takes Amber upstairs (if KCT Popular)]

117. Choose Riley

[Takes Riley upstairs]

As for what you discuss when you do take the girls upstairs, Aubrey's adventurous past will come up. She's gone off with her ex at her high school's football field, but he couldn't handle how wild Aubrey was. He even turned down a threesome at one point. Act shocked (or genuinely be shocked) when Aubrey tells you this or she'll be very unimpressed (and you'll miss out on fun with her afterwards). You don't manage more than a kiss before she goes back down to meet Emily.

Speaking of Emily, she's already starting to get tipsy, but pick her and she'll let you know she's into anal. Just in case you were wondering.

When you take Amber, she'll let you know Josh hasn't actually pursued her (he's more into Kim, as perhaps you found out just outside the Wolves house). But Kim will start throwing up from all those shots, so Amber will have to go outside and help her friend.

Riley will encourage you if you're thinking of joining the Wolves, but if you met Grayson and told him you were "in", she's not going to stand behind you.

Free roam, upstairs

118.[If you picked Aubrey in conversation 115, and had had sex with her before] With Aubrey:

- He turned down a threesome?! [+1 Bro]
 - We could lock the door. [+1 Bro] [+1 Troublemaker]
 - At least we got to talk. [+1 Boyfriend]
- I kinda get what he means. [Simp] [Breaks relationship with Aubrey]

119.[If you picked Aubrey in conversation 115, but hadn't had sex with her before] With Aubrey:

- We could lock the door [+1 Bro] [+1 Troublemaker]
- It was nice talking [+1 Boyfriend]

When all is said and done, go back to Chris to end the free roam and he'll take you to a room that was previously locked. It's somewhat of a hall of fame, with portraits of previous Wolves who ended up as Fight Kings. You'll go through a brief history of the frat, and basically you'll learn that if you're Wolf enough, you're good enough. And who knows, maybe one day it'll be your picture on this wall.

Wolves secret room

120.With Chris:

- Why aren't you on here? [+1 Bro] [+1 Troublemaker]
- That's really impressive. [+1 Boyfriend]

Riley path: *Imre has already left the party by this moment, and Nora is just about to. If you've asked Riley a question during the free roam and didn't upset her by taking her upstairs and mentioning the Apes, she'll ask you to walk her home. So you may have to choose between Riley and Nora at this stage. Not much will happen with Nora, and following Riley here is the only way to get to a sex scene before homecoming. But maybe you're already in a happy relationship with someone else, so your mileage may vary here.*

End of the party

121.[If you asked Riley a question in conversation 111. This scene is not triggered if you agreed to join the Apes in conversation 102 and took Riley upstairs in conversation 117] With Riley:

- Walk Riley home [Achievement: True to self] [+1 Bro]
- Go after Nora [+1 Troublemaker]

122.[If you didn't trigger conversation 121] With Nora:

- Go after Nora [+1 Boyfriend]
- Leave her alone [+1 Bro]

Going with Nora will just expand with what you might have learned when meeting her at the rooftop: that Chris isn't giving her enough time and attention. If you happen to have KCT Confident there's an extra scene in here where you'll get to play Never Have I Ever, where she'll reveal she stole her parent's car when she was 13 (unless she's just saying this for the jokes).

If you end up accompanying Riley, you can keep things friendly and you'll only discuss your upcoming economics assignment, but she seems she was expecting you to start flirting instead.

Go down that road instead and she'll invite you in to her dorm room at the end. Nothing will happen just yet for fear of awaking her roommate, but you'll agree to meet some other day.

123.[If you chose to walk Riley home in conversation 121] With Riley:


- Keep it friendly [+1 Boyfriend (if in a relationship with Lauren)]
- Start flirting [+1 Bro] [+1 Troublemaker (if in a relationship with Lauren)]

Riley's dorm

124.[If you flirted with Riley in conversation 123, and either kissed her in conversation 49, or have KCT Confident] With Riley:

- Yeah, I'd like that. [Relationship with Riley] [+1 Bro] [+1 Troublemaker (if in a relationship with Lauren or Emily)]
- Uhm... I shouldn't. [+1 Boyfriend (if in a relationship with Lauren or Emily)]

Day 9

	
Achievements	<ul style="list-style-type: none">• Silverback – pledge to the Apes in conversation 138 (must have met with Grayson in conversation 101)• Wolfpack – pledge to the Wolves in conversation 138, if you met with Grayson in conversation 101
Key moments	<ul style="list-style-type: none">• Introducing the Kiwii app• Beach date with Lauren• Pledging to a frat

Today introduces a new social media app on your phone, which can make it just that extra bit harder to keep multiple relationships at the same time in secret, so there may be some cleaning up to do in the morning. There may also be a beach trip/date (depending on how you've defined the relationship) with Lauren before pledging to your frat of choice.

You'll unlock the social media app Kiwii at the start of the day, where everybody can post pictures and comments (like a low-key Instagram). You can change your username in the app, as well as the profile picture, and check the posts that are already up (you can even comment on them).

The "fun" will begin if you've been to Emily's dorm and had sex, and she'll make a post of the two of you together. Riley will immediately text you about it, as will Penelope (if you went on a bowling date) and Lauren (if you are in a relationship).

Dorm, checking Kiwii

125.[If you started a relationship with Emily in conversation 94, she will make a post on Kiwii, which you may comment on] Emily's post:

- No we're not [+1 Troublemaker]

126.[If you started a relationship with Emily in conversation 94, Penelope will text you about it] Texting Penelope:

- We're not a thing [+1 Bro]
- It was a one time thing

127.Chloe's post:

- You're so beautiful! [+1 Boyfriend]
- I got some sun in my room... [+1 Bro] [+1 Troublemaker]

128.Lauren's post:

- You're a cutie! [+1 Boyfriend]
- Winter vacations are the best

129. Aubrey's post:

- I'll destroy you in Air hockey! [+1 Bro]

If Emily did make a post celebrating the restart of your relationship, you'll be calling her straight away. It doesn't actually matter how you react, she'll agree to remove the picture.

Dorm

130. [If you started a relationship with Emily in conversation 94] With Emily:

- Be calm [+1 Boyfriend]
- Get angry [+1 Troublemaker]

At this time you may have some explaining to do to Lauren, if you misbehaved during the movie date and haven't apologized properly yet. You must have KCT Loyal or convinced Autumn at the library to put in a good word for you, and she'll invite you for a beach date.

Lauren's room

131. [If Lauren is still mad at you because you messed up the date in conversation 50 or 51, but you either mended it with Autumn in conversation 55 or have KCT Loyal] With Lauren:

- Sounds great! [Beach date]
- I can't today.

Alternatively, Lauren may be upset because of Emily's Kiwii post. She's a bit gullible, so she will believe you if you deny anything happened with Emily. This will be the last chance to keep Lauren in a happy relationship in Act 1. If you come clean, Lauren will be upset at your lack of loyalty.

132. [If you're in a relationship with Lauren, and she's upset because of Emily's post] With Lauren:

- Come clean about Emily [+1 Boyfriend]
 - This won't happen again. [Angers Lauren (and Autumn), but saves relationship if KCT Loyal] [+1 Boyfriend]
 - Open relationship? [Angers Lauren (and Autumn), breaks relationship] [+1 Bro] [+1 Troublemaker]
- Deny the cheating [Appeases Lauren, saves relationship, beach date] [+1 Bro] [+1 Troublemaker]

It's time for a walk outside to reflect on what's been happening since starting college, and how you've decided to join a frat. You may come across the dog shelter where Autumn works, but it's not a good idea to visit if it's awkward (or worse) between you and her and/or Lauren.

Autumn path: *If you do go inside, you'll get to talk to Autumn about her plight for women's rights. If you convince her you're into politics, you can join a protest she's attending on the weekend (and you'll get to go her place to make some signs).*

Dog shelter

133.[If Autumn is not mad at you (for messing up the relationship with Lauren)] With Autumn:

- Almost as cute as you. [+1 Troublemaker (if in a relationship with Lauren)] [+1 Boyfriend (otherwise)]
- Yeah, he really is.

- Yes, of course. [Into politics] [+1 Troublemaker]
- No, not really. [+1 Bro]

- Can I join? [Attends protest during Day 12] [Make signs with Autumn if you said you were into politics, or if KCT Loyal] [+1 Boyfriend]
- That's really cool. [+1 Bro]

By this moment you'll be back to your dorm, and you may have a beach date lined up with Lauren (or she may just text you to confirm if you haven't), unless you've made her upset. Use this opportunity to catch up on the news between you two: how things are going with Imre, or that Lauren's going to pledge to the Deers later tonight.

Dorm

134.[If you're not in a relationship with Lauren, and didn't go see her (conversation 131)] Texting Lauren:

- Sounds good, when were you thinking? [Beach date]
- Sorry, I can't I'm really busy today

Beach date with Lauren

135.[If you agreed to go on the beach date, and Imre is still upset with you] With Lauren:

- Tell her it's fine [+1 Bro] [+1 Troublemaker]
- Tell her he moved out [+1 Boyfriend]

136.[If you're not in a relationship with Lauren but still agreed with the beach date in conversation 134] With Lauren:

- You're cute. [+1 Troublemaker]
- I won't. [+1 Boyfriend]

Lauren path: *If Lauren invited you to the beach as friends (so if you're not in a relationship), you can start to get flirty, and tell her you find her cute when she worries about you. If you have KCT Loyal you can use this moment to kiss her, which is going to be of great help to improve your relationship and be able to take her to homecoming.*

137.[If you told Lauren she was cute in conversation 136, and have KCT Loyal] With Lauren:

- Kiss her
- Don't risk it [+1 Boyfriend]

You'll come back to your room to find a handwritten note from Emily on the floor. She wants to make it up to you by inviting you to her dorm for a surprise, if you forgive her...

But before that it's the time for the fraternity pledge. If you met with Grayson before you'll still have a chance to join the Apes. Otherwise the story continues at the Wolves' house.

Dorm

138.[If you decided to meet Grayson in conversation 101] In room:

- Pledge to the Apes [+3 Troublemaker] [Achievement: Silverback]
- Pledge to the Wolves [+1 Bro] [Achievement: Wolfpack]

If you went with the Wolves, you'll return to their house, and you'll be one of five candidates for a spot. Imre is excited to be pledging, more than anything, and we begin with a pep talk from Chris. A good Wolf is trustworthy, honest, and looks out for the other bros. But more importantly you have to be a winner. To test this all the candidates will be put through some challenges.

Pledging the Wolves

[If you picked the Wolves in conversation 138, or didn't even meet Grayson in conversation 101]

There will be four challenges, and you will need to complete them all successfully to be the overall winner. But even if you fail all challenges you will still be accepted into the frat.

The first challenge will test your determination: are you willing to eliminate Imre to secure a spot for yourself? Plot twist: this isn't a determination challenge at all, it was only a test of your loyalty. So the correct option is to not backstab Imre.

139.Determination Challenge

- Eliminate Imre [+1 Troublemaker]
- Decline [Win task] [+1 Bro]

In the "real" determination challenge, all five candidates will be placed in ice water bathtubs, and the last one to get out wins. But phones always seem to ring at the most inappropriate time, although she quickly realizes it's bad timing and hangs up without anything transpiring, so staying in the water might be the best option.

140.Real Determination Challenge

- Get the call [+1 Boyfriend] [+1 Troublemaker]
- Continue the challenge [Win task] [+1 Bro]

In the honesty challenge, you'll be faced with an embarrassing fact, which you'll have to either admit or deny. Depending on how you've been playing, they'll ask you about cheating on Lauren, or how you've never been in a fight before starting college. The Wolves already know that this is true, so you might as well admit it.

141.Honesty Challenge

- True. [Win task]

- False.

In the honor challenge, you'll be asked whether it's acceptable to seduce a teacher to improve a grade. But psyche! It's another trap, and the real challenge is to reject Nora when she leans over for a kiss.

142.Honor Challenge

- Do it [+1 Bro] [+1 Troublemaker]
- Of course not [+1 Boyfriend]
- Kiss her back [+1 Boyfriend (unless you're in a relationship with Lauren)] [+1 Troublemaker]
- Pull away [Win task] [+1 Boyfriend (if you're in a relationship with Lauren)] [+1 Bro]

It's finally time to announce the results, and you'll always get accepted alongside Imre and Perry. Only how well you did throughout the tests will change the final ranking.

Pledging the Apes

[If you picked the Apes in conversation 138]

Alternatively you may have gone with the Apes, and Ryan will be a familiar face among the candidates at the Apes' house. To prove you're the fearless winner they're looking for, Cameron will be following you and filming you as you show your worth to the cause. But he's not very excited about this arrangement, so if you defy him straight away he'll just take you to the ring and teach you a lesson there.

143.With Cameron:

- Stand up to him [+1 Troublemaker]
 - Punch him [+1 Troublemaker]
 - Retreat [+1 Boyfriend] [+1 Bro]
- Hold yourself back [+1 Bro]

Grayson however will be a little bit more on your side, and he's willing to give you some leverage on Cameron. You can take a piece of paper with the phone number of Samantha (Cameron's sister). This is not particularly useful just yet, as you'll end up meeting Samantha anyway.

144.With Grayson:

- Take the slip [+1 Troublemaker]
- Decline [+1 Bro]

At this moment Cameron will take you outside for your first video challenge, he'll be filming you while you ring Chloe and tell her you're an Ape now. Grayson will only review the videos on Saturday, and there will be an additional scene if you fail all of the Apes tasks, but you'll still get accepted regardless.

145.With Cameron:

- Call her **[Win task]** [+1 Boyfriend] [+1 Bro]
- Refuse to do it [+1 Troublemaker]

Emily path: Anyway, at the end of the day it's late and you've forgotten to see Emily. Best to send her a quick text here anyway, or she'll think you're not forgiving her (and you wouldn't be able to take her into homecoming)


Walking home

146.[If you called Emily about her post in conversation 130] With Emily:

- Text her [+1 Boyfriend]
- Don't text her **[Doesn't forgive Emily]** [+1 Troublemaker]

From now on and unless otherwise noted, paths that have a heading like "Apes path" or "Wolves house" are exclusive to that respective frat, based on your choices up to this moment.

Day 10

	
Achievements	<ul style="list-style-type: none">• Lee-way – pull down Mr. Lee's pants in conversation 148 (must have pledged to the Apes in conversation 138)
Key moments	<ul style="list-style-type: none">• Choosing a girl for homecoming• Further Apes challenges with Cameron• Sex scene with Riley

From now on you'll be living at the Wolves house instead of your dorm, if you've pledged with them. Then it will be time for History class and asking a girl out for homecoming. Riley is ready for a sex scene if you've been pursuing her. And just in case you're an Ape, there will be more video challenges awaiting.

A couple things to check on your phone to start the day: Emily will acknowledge your text from the previous night, and if you've joined the Wolves Chris will be making it Kiwii-official for all to see.

You'll then finally get to put on your historical costume. Imre is going as some sort of Hungarian prince presumably, but things may be a little bit awkward if he's moved out or if you didn't pledge for the Wolves.

If you happened to buy the Viking costume, Mr. Lee will call you up on stage, and call you out for wearing a helmet with horns, which vikings didn't actually do. You'll be able to save face, but only at the expense of making fun of Mr. Lee.

History class

147.[If you purchased the Viking costume during Day 3] With Mr. Lee:

- Defend yourself [+1 Troublemaker]
- Stay silent [+1 Boyfriend]

You'll have a quick word with Penelope at the end of class. If you went on a bowling date with her but she later saw Emily's post on Kiwii she will be feeling betrayed. But otherwise you'll have a light conversation about her maiden costume.

148.[If you pledged to the Apes] With Cameron:

- Make fun of his costume [+1 Troublemaker]
- Just say hello [+1 Bro]

Cameron came dressed as Elvis, possibly missing the point of the exercise. If you joined the Apes, he will present you with your next challenge, which will be to pull down Mr. Lee's pants. If you choose to do it, it will be a timed challenge, so you'll have to be quick (and it's worth an achievement).

- Do it [+1 Troublemaker]
 - Pull it [timed response] [Achievement: Lee-way] [Win task] [+1 Troublemaker]
 - ...
- That's stupid and risky [+1 Boyfriend]

Anyway, it's now time for the big decision of who you'll end up asking for Homecoming. Depending on how you've been maintaining your relationships with everyone else, you may or may not have many choices left. Aubrey and Autumn will always decline, so feel free to check their cutscene first.

Dorm, choose a girl for homecoming

149.Note: If you are in a relationship with Lauren, it will only be possible to ask her (and she will always accept).

Otherwise, here are the possible outcomes:

- **Amber** – she will not go to the homecoming, but if you have KCT Popular she will invite you to spend the night at her place instead
- **Aubrey** – you can ask, but she will always decline
- **Autumn** – you can ask, if you have not upset her (see conversations 55 and 132), but she will always decline
- **Chloe** – you can ask, if you have not upset her (either trust her in conversation 65 and don't eavesdrop on her in conversation 84, or side with her in conversation 114). She will accept if you bought the volleyball in conversation 54 or have KCT Popular
- **Emily** – you can ask, if you are forgiving of Emily (see conversations 30, 94 and 146), and she will always accept
- **Lauren** – you can ask, as long as you have not suggested an open relationship in conversation 132. She will accept if you are already/still in a relationship with her, or if you kissed her at the beach (conversation 137), or have KCT Loyal [Start relationship with Lauren if she accepts]
- **Penelope** – she will always accept
- **Riley** – she will accept if you started a relationship with her in conversation 124. She will also accept if you have KCT Confident [Start relationship with Riley if she accepts]
- **Go alone** – always possible, you'll always end the night with Riley

Asking Amber

150.[If you picked Amber in conversation 149, and have KCT Popular] With Amber:

- Alright, I'm in. [Start relationship with Amber] [Achievement: Ecstatic (granted when you actually meet her on Friday)] [+1 Troublemaker]
- I'd rather go to the dance. [+1 Boyfriend]

Cameron will be guiding you through two more video challenges if you're on the Apes route. After the small issue of stopping Adam from stabbing you, he'll want you to glue the school's doors shut, and later to drop some crickets on some girls (this will be another timed challenge).

Cameron's challenges (Apes path)

151.With Cameron

Glue challenge:

- Do it **[Win task]** **[+1 Troublemaker]**
- Don't do it **[+1 Boyfriend]**

Cricket challenge:

- Do it **[+1 Troublemaker]**
 - Drop the crickets **[Win task]** [timed response] **[+1 Troublemaker]**
 - ...
- Don't do it **[+1 Boyfriend]**

But meanwhile Cameron will have to attend to his sister Samantha (we've seen her at the poetry slam) who is relapsing on her heroin addiction. Cameron can get a bit aggressive during his confrontation, but you can choose to tell Samantha that this is just his way of showing that he cares.

Finding Samantha (Apes path)

152. With Samantha:

- Console Samantha **[+1 Boyfriend]**
- Leave her be **[+1 Bro]**


Riley path: *To wrap up the night, if you've visited Riley's room after the Wolves party she will text you inviting you in again. Agree to resolve the unfinished business and you've got yourself a sex scene.*

Dorm

153. [If you started a relationship with Riley in conversation 124] Texting Riley:

- Sure, on my way :) **[Sex with Riley]**
- Sorry I'm really exhausted. Another time

Day 11



Achievements	<ul style="list-style-type: none">• Ecstatic – end homecoming night with Amber (must have picked her as your date in conversations 149-150)• Homecoming queen – end homecoming night with Chloe (either pick her as your date in conversation 149 or leave with her regardless – see Achievements guide)• Playing with fire – end homecoming night with Riley (either pick her as your date in conversation 149 or leave with her regardless – see Achievements guide)• Slow and steady – end homecoming with Lauren (must have picked her as your date in conversation 149)
Key moments	<ul style="list-style-type: none">• Political signs with Autumn• Homecoming night (or night at Amber's)

Today will be entirely dedicated to the homecoming night (with a possible detour to meet Autumn), which will conclude Act 1. Yesterday you made a choice of who to go with, today you will make the choice of who you leave with (yes, there can be a difference).

If you've agreed to go sign-making with Autumn at the dog shelter she'll invite you over to the Deer's house. As someone who stands up for those who deserve it you couldn't refuse to join in to a protest on women's rights.

Autumn's place

154. [If you asked to join Autumn's protest in conversation 133, and either told her you were into politics or had KCT Loyal] With Autumn:

- Say something witty
- Say something direct [+1 Boyfriend]

It's now time to pick up your date. If you go with Chloe, you'll meet her at the Chicks house, where she's already joined by Aubrey, Lindsey and Aaron (who you may recognize as a Wolf), so join in on a game of beer pong or 'would-you-rather' to pass the time until the limo arrives to take you to the dance.

Chicks' place [If Chloe is your homecoming date]

155. With Chloe:

- Aubrey [+1 Bro]
- Lindsey [+1 Troublemaker]

156. With Aubrey:

- Ask something sexual [+1 Bro] [+1 Troublemaker]
- Ask something funny [+1 Boyfriend]

157. With Chloe

- Joke around [+1 Bro] [+1 Troublemaker]
- Keep it romantic [+1 Boyfriend]

If you're taking Emily, meet her for some reminiscing over your prom date (mixed with some white rum) and a quick peck on her favorite spot.

Emily's room [if Emily is your homecoming date]

158. With Emily

- Of course. [+1 Bro]
- I'm not sure. [+1 Boyfriend]

- Kiss her lips
- Kiss her neck

Lauren will be waiting for you to pick her up if she's your date, and there's only time for a sip of wine before joining the homecoming, where you'll briefly meet Ms. Rose, who's been chaperoning the event.

Lauren's room [if Lauren is your homecoming date]

159. With Lauren

- Keep it light [+1 Bro]
- Reassure her [+1 Boyfriend]

Alternatively, it may be time to meet Penelope. She's not quite ready when you appear by her door, so you might catch her off-guard if you barge in regardless. You might learn a couple more of her quirks with a game of one-truth-one-lie.

Penelope's room [if Penelope is your homecoming date]

160. With Penelope

- Enter her room [+1 Troublemaker]
- Knock again [+1 Boyfriend]

- Ask about sex toys [+1 Troublemaker]
- Ask about drugs [+1 Bro]

- You didn't have four cats
- You didn't have six lizards

- You didn't lose your virginity.
- You didn't learn to drive.

Off we go to the final free roam of the Act, the college gym for the homecoming. Almost all of the characters you've encountered over the past couple of weeks will be there, so there's another chance to catch up with them. And maybe (just maybe) you'll find someone that you can sneak out of the ball with instead of your date.

The homecoming free roam has quite a few sections to explore. The first one is the dancefloor, where you'll find your date (if you didn't go alone). Click on her at any time to end the free roam. If this is Lauren you will trigger [Achievement: Slow and steady]. If this is Penelope you will still trigger [Achievement: Playing with fire]

Here is also where you can check on Chris and Nora (but she's not having the best of time), and even Elijah managed score a date (but if you've been teasing him throughout your encounters he'll react angrily).

Homecoming – Dancefloor

161.[If you pledged to the Wolves] Chat to Chris/Nora:

- Give Chris advice [+1 Boyfriend]
- Agree [+1 Bro]

162.Chat to Elijah/Lisa:

- Say hi to Elijah [+1 Boyfriend]
- Make fun of Elijah [+1 Bro] [+1 Troublemaker]

163.[If Chloe was your homecoming date] Click on Chloe [Ends free roam with Chloe] [Achievement: Homecoming queen]:

- Ask Nora to dance
- Leave her be

164.[If Emily was your homecoming date] Click on Emily [Ends free roam (with Riley!)] [Achievement: Playing with fire]:

- Apologize
- Get upset [Breaks relationship with Emily] [Does not forgive Emily]

Homecoming – Gym entrance

165.Chat to Aaron/Lindsey:

- Back up Aaron [+1 Bro]
- Side with Lindsey [+1 Boyfriend]

166.[If your homecoming date is someone other than Riley] With Riley (after taking pictures with her and Aubrey):

- Alright, let's go. [Ends free roam with Riley] [Achievement: Playing with fire] [+1 Troublemaker]

- I can't ditch my date. [+1 Boyfriend]

167.[If you checked on Nora during the Wolves party and didn't defend Chloe at the Wolves rush party (conversation 113)] With Nora (after checking on her and Chris):

- Agree with Nora [+1 Boyfriend]
- Defend Chris [+1 Bro]

Homecoming – Hallway corner

168.[If you haven't chatted with Chloe/Ryan yet (conversation 170)] with Grayson:

- Don't do that [Stops Grayson from spraying Chloe's number if you pledged to join the Apes in conversation 138 or have KCT Confident] [+1 Boyfriend]
- Alright, enjoy [+1 Troublemaker]

Chloe path: Grayson is about to spray Chloe's number on the wall, and (unless she is your date) when she sees it she's going to get all upset and run for the locker room, and that means you can only get her out of there to finish the night with you with KCT Popular. But you can stop Grayson as long as you're Confident or you've joined the Apes. Then you'll find Chloe in the hallway. Just make sure you stop Grayson before talking to Chloe.

Homecoming – Gym left side

169.[If you've had sex with Aubrey at least once (conversation 44 or 100) and didn't simp in conversation 118] With Aubrey (after taking pictures):

- Alright, let's go. [Bathroom sex with Aubrey] [+1 Bro]
- I'm not really feeling it [+1 Troublemaker]

Aubrey/Riley path: Take a look at the left side of the Gym and check on Aubrey having her picture taken (she might be with Riley). Talk to her again and if you've been pursuing her she'll invite you to a quick scene in the bathroom. If Riley is not your date, you would also need to find her here if you'd like to finish the night with her instead.

Chloe path: If Chloe is not your date you will find her in this area, next to Ryan DJ'ing. When an argument ensues, side with Chloe to stay on her good side. Depending on how (or if) you've interacted with Grayson, you will next find Chloe in the locker room (you'll need KCT Popular to get her out) or in the hallway.

170.[If Chloe is not your homecoming date] With Chloe/Ryan:

- Defend Chloe [Appeases Chloe] [+1 Boyfriend] [+1 Troublemaker]
- Say nothing [+1 Bro]

Homecoming – Gym right side

171.[If Lauren is not your homecoming date] With Lauren/Ms. Rose:

- Focus on Lauren
- Focus on Ms. Rose

Homecoming – Hallway bathroom

172.[If you pledged to the Wolves] With Imre/Unknown:

- Say something to Imre [+1 Bro] [+1 Troublemaker]
- Leave them alone [+1 Boyfriend]

Homecoming – Hallway

173.[If Penelope isn't your homecoming date] With Penelope:

- I like your dress [+1 Bro]
- I'll let you get back [+1 Boyfriend]

174.[If you've stopped Grayson in conversation 168, chatted with Chloe/Ryan in conversation 170 and she's not angry at you] With Chloe:

- You got this [Ends free roam with your date (or Riley)] [Achievement depending on who you leave with] [+1 Boyfriend]
- Or we could just leave [Ends free roam with Chloe] [Achievement: Homecoming queen] [+1 Troublemaker]

Chloe path: Last chance to get the Chloe ending to Act 1. If you were able to stop Grayson before, then you'll find her in the hallway and you can convince her to leave the ball. Otherwise she'll be in the locker room and you can still get her out, but you'll need to have KCT Popular.

Homecoming – Locker room

175.[If you've didn't stop Grayson in conversation 168, chatted with Chloe/Ryan in conversation 170 and she's not angry at you] With Chloe:

- Of course you can. [Ends free roam with your date (or Riley)] [Achievement depending on who you leave with] [+1 Boyfriend]
- Let's get out of here. [Ends free roam with Chloe (if KCT Popular)] [Achievement: Homecoming queen (if KCT Popular)] [+1 Troublemaker]

Homecoming – Outside

176.With Samantha/Sebastian:

- Play along
- Tell them truth

After you've made your choice of who you want to leave homecoming with:

- End free roam with Chloe: [Sex scene with Chloe (and the only way of getting her Act 2 scenes)]
- End free roam with Emily: she will stay behind in the bathroom, you will walk Riley home [Sex scene with Riley if you started a relationship in conversation 124]
- End free roam with Lauren: you will sleep over with her
- End free roam with Penelope: you will kiss her goodbye and you will walk Riley home [Sex scene with Riley if you started a relationship in conversation 124]
- End free roam with Riley [Sex scene with Riley if she was your homecoming date or if you started a relationship in conversation 124]

Day 12 [Act 2]



Achievements	None today
Key moments	<ul style="list-style-type: none"> • Conclusion of Homecoming night • Political protest with Autumn • Get confirmed into the Apes

Act 2 will begin just where Act 1 left off on Homecoming night. There were essentially five endings that you could have reached, and so five different opening scenes that you could get by this time:

- Sex scene with Chloe (which gets sadly cut short due to the tragic demise of Lindsey's mother)
- Sex and drugs scene with Amber
- Sex scene with Riley
- Non-lewd scene with Riley (where she reveals she's bisexual)
- Non-lewd scene with Lauren

Cafe

177.[If you asked to join the protest in conversation 133] With Aubrey/Autumn:

- Go to the protest [+1 Boyfriend]
- Don't go to the protest

Regardless of how you ended homecoming, the next day will start with a trip to the cafe to have breakfast, and you'll happen to meet Nora. If you visited Autumn at the dog shelter during Day 9 and asked to join her protest, she'll be calling you at this moment to get you to attend.

If you do go to the protest, Autumn will simply be happy just to have a male voice shouting things. As long as it has a purpose, it's all good. But even if you don't know what you're shouting about, she'll still fill you in that it's a fight for abortion rights. And if you've had a good date with Evelyn you'll also be seeing her at the protest and your political stances will impress her.

Protest

178.[If you decided to go to the protest in conversation 177] With Autumn:

- Pretend you know what you're doing [+1 Troublemaker]
- Ask what you need to do [+1 Boyfriend]
- Pretend you know about it
- Admit you don't know

Wolves gym

179. With Sebastian:

- Open up to Sebastian [+1 Bro]
- Play it cool

Back at the frat house, Sebastian will come get you for a training session at the improvised gym.

On the other hand, if you're with the Apes there will be a bit more action with the induction ceremony. Ryan and Caleb are in, but Kai and Cooper failed all of their challenges, so as long as you passed one of Cameron's tasks you'll also be accepted in. Otherwise there's an extra scene where you'll get an additional challenge from Grayson (and you will always succeed). In any case, welcome to the Apes.

Apes ceremony

180. [If you failed all of Cameron's challenges (see conversations 145, 148 and 151)] With Cooper/Kai:

- Wish them good luck [+1 Bro]
- Just get to the task [+1 Troublemaker]

The party will be another moment to relax and have fun and you'll even get a visit from Chloe on official Chicks duty (bonus points if you can spot Jill in the crowd). But you can't help notice Cameron being distracted. And with good reason: last night he found Samantha passed out, so we know her problem is serious.

181. Texting Chloe:

- Exactly how much is a lot? ;)
- Hope so. I like talking to you.


182. With Grayson:

- Party [+1 Troublemaker]
- Stay back and study [+1 Boyfriend]

183. With Cameron:

- Press it [+1 Bro]
- Let it go [+1 Boyfriend]

Day 13

	
Achievements	<ul style="list-style-type: none">• Lucky 7 – join Emily at the arcade then make it more fun in conversations 188 and 190 (must be forgiving of Emily through conversations 30, 95, 146 and 164 but not gone through her sex scene in conversation 94)• Text with an S – send Amber a dick pic when texting in conversation 187 (must not be in a relationship with Lauren, see conversations 27, 50-51, 71, 132 and 149)• Thick and thin – offer to help Penelope in conversation 184
Key moments	<ul style="list-style-type: none">• Penelope gets into trouble for hacking the school• Ms. Rose moves out to avoid her husband• Samantha joins the Apes house

Today will introduce two major drama points (with long-lasting ramifications). Penelope hacked San Vallejo's registry to enroll her friend Jenny but got caught, and Ms. Rose is moving to a new place to get away from her husband.

Penelope's room

184. With Penelope:

- Offer to help Penelope [**Achievement: Thick and thin**] [+1 Boyfriend]
- Offer to support Penelope

Penelope will call you over and tell you what her predicament is, and she's been told she has a \$15,000 penalty to pay. You can offer to help her by putting in a good word with the Dean. She will be most grateful and you'll earn an achievement in the process.

Helping Ms. Rose (Wolves path)

185. With Ms. Rose

- Stay to console her [+1 Boyfriend]
- Focus on moving the boxes [+1 Bro]

The next scene you see depends on which frat you've joined. If you're with the Wolves, Chris will come pick you up to help Ms. Rose move out. Mr. Rose has suffered an accident causing him to break both his legs, and that has put too much of a strain in the relationship.

On the Apes path, Cameron will drag Samantha into the house against her will, just so he can keep an eye on her. Grayson isn't at all happy with this arrangement either, and when this causes a beef with Cameron. Take a moment to choose if you want to get closer to Cameron or suck up to Grayson, but either way Samantha will get to stay, at least temporarily.

Apes house

186. With Cameron/Grayson

- Side with Grayson [+1 Troublemaker]
- Side with Cameron [+1 Bro]

Room

Amber path: Up next you'll get one or two texts. The first one is from Lauren (if you're in a relationship with her), she's just saying she misses you. Otherwise it will come from Amber, and if you're into it you'll start sexting.

Then unless you've been avoiding Emily or making her upset, she'll invite you to meet up at the arcade.

187. [If you're not in a relationship with Lauren (see conversations 27, 50-51, 71, 132 and 149)] Texting Amber:

- Wanna see what thinking about you has done to me? [**Achievement: Text with an S**] [**Sexting with Amber**]
- I look at your pic all the time...when I'm thinking about things

188. [If you're currently forgiving of Emily (see conversations 30, 95, 146 and 164)] Texting Emily:

- Sure! Sounds like fun. I can be there in a few minutes [Arcade with Emily]
- I would but it's getting late and I haven't even started Mr. Lee's project

Arcade

189. [If you accepted the invitation in conversation 188 and you're in a relationship with Emily (must have gone through her sex scene in conversation 94)]

- Take the bet [+1 Boyfriend]
- Make it more interesting [+1 Troublemaker]

How the arcade scene plays out depends on your relationship with Emily. She'll propose the loser pays for the next game, but you can choose to make it more interesting by making the prize a kiss (if you've started a relationship already) or turn it into a dare (if you're just friends). In the latter case, however, things will escalate until she loses a game and has to flash her boobs in front of the cameras, at which point you'll get an achievement.

190. [If you accepted the invitation in conversation 188 but you're not in a relationship with Emily]

- Take the bet [+1 Bro]
- Make it more fun [**Achievement: Lucky 7**] [+1 Troublemaker]

Day 14

	
Achievements	<ul style="list-style-type: none">• Get a room – accept Amber’s advances in conversation 196 (must have KCT Popular or gone through her homecoming ending in conversation 150)• Ip man – help Josh in conversation 191 then win the fight in conversation 194
Key moments	<ul style="list-style-type: none">• Josh gets involved in a fight during a drug deal• Sex scene with Amber at Josh’s place

Monday morning, and the first thing to do will be to walk up to the Dean’s office to put in a good word for Penelope. There’s some hope that it helped a bit, but for sure we haven’t seen the last of it.

Josh will then come calling, he needs some backup for a drug deal he’s involved in. It’s always going to end up poorly for him, but you will have a choice to join him and take part in a fight scene. Luckily you and Amber can both support him afterwards.

Meeting Josh

191. With Josh

- Agree to help [+1 Bro] [+1 Troublemaker]
- Say no [+1 Boyfriend]

Riley informs you she is going to require glasses from now on, and you and Aubrey will help her choose some stylish ones. If you’ve been building relationships with both of them you might be overthinking how you manage this whole situation and how much you praise their styles, but not to worry, they’ll still be flirty and suggestive nonetheless.

Opticians

192. With Aubrey/Riley

- Take the glasses [+1 Boyfriend]
- Find a better pair

193. [If you’re in a relationship with either Riley or Aubrey (for Aubrey must have gone through at least one of her sex scenes in conversation 44 or 100 and not simped in conversation 118; for Riley must have joined her in her room in conversation 124 or taken her as your homecoming date in conversation 149)] With Aubrey/Riley:

- Riley’s glasses
- Both glasses

If you’re helping Josh we now see the both of you in an alley where he’s ready to deliver the cocaine, but it turns out it’s a setup and the two thugs have no intention of playing nice. You can choose to intervene and start a fight scene

(Lars will be your strongest opponent yet), and if you do win you'll have a few seconds to react and duck Joe's pipe attack in order to scare off the thugs and attend to Josh, who got messed up pretty badly in the meantime.

Drug deal

194.[If you agreed to help Josh in conversation 191] With Josh

- Intervene [**Fight scene**] [+1 Bro]
- Don't intervene

195.[If you intervened in conversation 194] With Lars/Joe

- Win fight
 - Duck [**Achievement: Ip man**] [timed response]
 - Kick Joe [+1 Troublemaker]
 - Walk away
 - ...
- Lose fight

If you've helped Josh with the drug deal you'll walk him home to rest and recover for a bit. Otherwise he will text you simply telling you the deal went south. Either way you'll be at his place, and you'll call Amber to come check on him as well. Even if you win the fight and Josh got to keep the bag of drugs, Amber will do the responsible thing and flush them down the toilet just to avoid anyone else getting any further ideas.


Amber path: *Later in the night, with Josh already asleep, and after you and Amber cuddled watching a movie, she might want to bring you up upstairs for a sex scene. But she's only going to ask if you spent Homecoming night with her or if you currently have KCT Popular.*

Josh's place

196.[If you spent homecoming night with Amber in conversation 150 or have KCT Popular] With Amber

- Go with her [**Achievement: Get a room**] [**Sex scene with Amber**] [**Relationship with Amber**] [+1 Troublemaker (if in a relationship with Lauren)] [+1 Boyfriend (otherwise)]
- Reject her advances [**Breaks relationship with Amber**] [+1 Boyfriend (if in a relationship with Lauren)]

Day 15

	
Achievements	<ul style="list-style-type: none">• Helping hand – help Nora share the Europe flyers in conversation 200• Up for more – invite Chloe to a restaurant date in conversation 202 then flirt with her (may need conversation 203; you must not have made her upset through conversations 65, 84, 114 and 170)
Key moments	<ul style="list-style-type: none">• Nora introduces the Europe trip• Bonding with Grayson or Sebastian• Learn about the Freshman Brawl coming up

After waking up at Josh's and fixing breakfast in the company of Amber, we move on to an early Economics class with Ms. Rose. Who you can chat with during class depends on how your relationships have been progressing: Ryan (if you've pledged to the Apes), or Lauren and Riley (if you have a thing with them).

At the end, another scene can come up if you're on the Wolves storyline, where Ms. Rose will thank you for having been there helping to move during the weekend.

Economics class

197.[If you're an Ape] With Ryan

- Confide in Ryan [+1 Bro]
- Play it cool

198.[If you're in a relationship with Lauren] With Lauren

- Flirt with Lauren [+1 Boyfriend]
- Don't flirt with Lauren
 - Play it off
 - Go with it

199.[If you're a Wolf] With Ms. Rose

- Ask more questions [+1 Boyfriend]
- Leave

Straight afterward you'll meet Nora in the hallway, she's very excited about the school's upcoming trip to Europe. In fact, she's in charge of signing people up, so help her out sharing some fliers, so help her out for an easy achievement. In fact, the school is paying half the cost, so let's hope this is a good enough incentive to attract people.

Hallway

200.With Nora

- Act excited [+1 Boyfriend]
 - Act nervous
-
- Accept invitation [+1 Boyfriend]
 - Consider it
-
- Help Nora [**Achievement: Helping hand**] [+1 Boyfriend]
 - Don't help Nora

Room

201.[If you ended homecoming with Chloe] Texting Chloe

- I was thinking about your lips :* [+2 Boyfriend]
- Whatcha been up to? [+1 Boyfriend]

Chloe path: *Chloe will text you next, if there's no foul mood between you, and you can get a restaurant date at the new Japanese place (this happens automatically if you've finished homecoming with her).*

202.[If you didn't end homecoming with Chloe, but she's not upset at you (see conversations 65, 84, 114 and 170)] Texting Chloe

- I'm actually getting hungry. Wanna go grab a bite? [**Restaurant date**] [+1 Boyfriend]
- I better get back to it. I have so much work to get done. Just wanted to check on you and see how you're doing.

Japanese restaurant date

[If you got the date with Chloe (either through conversation 202 or by having her homecoming ending)]

*During the restaurant date you can be impressed with Chloe's muscles (must be all that sushi protein) and flirt around a bit, or keep things a bit more serious. If you got her homecoming ending you will automatically flirt with her and capture the **Up for more** achievement.*

203.[If you didn't end homecoming with Chloe] With Chloe

- Flirt with Chloe [**Achievement: Up for more**] [+1 Boyfriend]
- Don't flirt with Chloe

204.With Chloe

- Ask to see Chloe's muscles [+1 Boyfriend]
- Turn the conversation serious

205.[If you ended homecoming with Chloe] With Chloe

- Say a dirty joke [+1 Troublemaker]

- Don't say a joke

Back (or "still", if you didn't go out with Chloe) at your room you'll just have a quick chat with Julia to let her know about the upcoming Europe trip, and some banter texts with either Lauren or Riley. Depending on how you're progressing your relationships with them, these will be more or less flirty in nature, but you can't choose how they go on.

Room

206. With Julia

- Excited reply
- Chill reply

Just when you couldn't be more bored of studying, something actually exciting happens, when (depending on your frat) either Grayson or Sebastian will invite you out on a trip.

Forest (Apes path)

Grayson will come very sternly, and take you to a forest. Maybe he does this to all the pledges separately to knock some sense into them, maybe only to you, but right now he sees something in you, the potential to be a Great Ape. His faith might have waned a bit if you didn't do too well on the video challenges so now is the time to show him if you really want to be an Ape.

207. With Grayson

- Ask questions [+1 Troublemaker]
- Don't say anything [+1 Boyfriend]
- Go along with it [+1 Bro]
- Stay quiet [+1 Boyfriend]

208. [If you got just one of Cameron's challenges right] With Grayson

- I definitely want to be an Ape [+1 Bro]
- I think I want to be an Ape

209. With Grayson

- Agree with Grayson [+1 Bro]
- Tell Grayson you joined for the fights [+1 Troublemaker]
- Agree with Grayson [+1 Bro]
- Hesitate

Hospital (Wolves path)

On the Wolves path, you'll get the visit of a somewhat coy Sebastian. He usually goes out to climb the walls of the hospital, but Marcus can't come today and Seb isn't quite sure how to ask. He does get you intrigued, and you have one last chance to pull out, but it's going to be a bit boring now if you don't follow him. It's still a bit disappointing if you do climb, because he forgot the binoculars he was going to use to spy on some of the girls' dorms. But in any case you're going to use this opportunity to figure out part of what it means to be a Wolf.

210. With Sebastian

- Climb the hospital [+1 Bro] [+1 Troublemaker]
- Don't climb the hospital

At any rate, you'll be back to your room now and notice a bunch of strange posts on Kiiwi. Contrary to popular belief, that's actually a well thought out plot point, where everyone just posts single-colored squares to promote the upcoming Freshman Brawl (like the Fyre Festival or #blackouttuesday, remember when those were a thing?). But you don't know what it means, of course, so you'll rush to Chris or Cameron and they'll tell you all about it.

Chris's room (Wolves path)

211. With Chris

- Excited reply [+1 Troublemaker]
- Hesitant reply [+1 Boyfriend]

- Try to back out [+1 Boyfriend]
- Go with it [+1 Troublemaker]

Cameron's room (Apes path)

212. With Cameron

- Not a pledge anymore [+1 Troublemaker]
- Let it slide [+1 Bro]

- Defend your honor [+1 Troublemaker]
- Just ask him about the red square [+1 Bro]

- Excited reply [+1 Troublemaker]
- Hesitant reply [+1 Boyfriend]

Room/Dream

So what you learn from Chris or Cameron is that there's this upcoming Freshman Brawl on Saturday, which is going to show which frat has the best newcomers this year. This might all feel a bit overwhelming at this stage, as you'll have another weird dream that night, where you're in the ring facing another freshman, but nothing goes right and everyone ridicules you for it. Let's just hope it's not a bad omen.

213.[If you're a Wolf] Texting Imre

- Hell no! But we need to get ready!
- I think so, actually. You and Sebastian really helped

214.[If you're a Wolf] Dream sequence

- Ryan
- Caleb


215.[If you're an Ape] Texting Ryan

- Hell no! But we need to get ready!
- I think so, actually. You and Cameron really helped

216.[If you're an Ape] Dream sequence

- Imre
- Perry

Day 16

	
Achievements	<ul style="list-style-type: none">• Relaxing day – join Aubrey at the lake during conversation 221 (must have gone through at least one of her sex scenes in conversation 44 or 100 and not simped in conversation 118)
Key moments	<ul style="list-style-type: none">• Lake trip with free roam• Sex scene with Aubrey

Today will be a relaxing day as you join Ryan, Riley and Aubrey for a trip to the lake. Play some “I spy” on the way in, share some horror stories on the way back, but otherwise explore the free roam, where you can tease or confide in Ryan or see a familiar face in Oscar (the dog you may have met at the shelter).

Aubrey path: More importantly, join Aubrey for some hand action, if you’re doing her route.

Driving to the lake

217. With Riley

- Flirt [+1 Boyfriend]
- Serious

Free roam (lake)

218. [If you’re a Wolf] With Ryan

- Mention the Wolves
- Play it cool

219. [If you’re an Ape] With Ryan

- Talk about your dream [+1 Boyfriend]
- Talk about the brawl [+1 Bro]


220. [If you’re in a relationship with Riley] With Riley

- Kiss her [+1 Troublemaker]
- Blow air at her

221. With Aubrey

- Don't join her [+1 Troublemaker]
- Join her [Sex scene with Aubrey (if in a relationship with her, see conversations 44, 100 and 118)] [+1 Boyfriend]

Day 17

	
Achievements	<ul style="list-style-type: none">● Back down – punch the guy in the hallway in conversation 224 (timed response)● King of the North – recognize the King and then go North in conversation 223
Key moments	<ul style="list-style-type: none">● Confrontation with an angry guy● Lindsey starts to show interest● Sex scene with Emily

History class

Thursday begins with a special History class, Mr. Lee brought some Viking props so you can do some re-enacting. Penelope is excited to take part, Cameron doesn't think his wig is doing him any favors, but if you recognize the King through her long beard and guide her through a pillage of the Northern territories you collect another achievement. And hopefully in the process the King can find a nicer-looking bride.

222. With Mr. Lee

- Heckle [+1 Troublemaker]
- Stay quiet

223. With Cameron/Penelope

- Grumble with Cameron [+1 Bro]
- Be happy with Penelope

- Be scared
- Be ready [+1 Bro]

- Recognize the King
- Don't recognize the King [+1 Troublemaker]

- Discuss war [+1 Bro]
- Discuss riches

- North [Achievement: King of the North (if you recognized the King previously)]
- West

Hallway

After class you're lost in your thoughts (i.e. a hot girl passed by) and you bump into an angry-looking guy. You have two timed decisions to make here; the first one is just to get your reflexes in the mood. The second one is going to be fairly consequential, so react quickly to punch this guy to the floor.

Whichever way it plays out, this scene is going to be shared all over Kiwii, so your opponents in the Brawl will be taking notes. But be it through admiration or pity, you're also going to end up with Lindsey's number, so at least there's that.

224. With an angry guy [timed responses]

- Apologize [+1 Bro]
- Tell him to calm down [+1 Troublemaker]

- Punch the guy [**Achievement: Back down**] [+1 Bro]
- Don't punch the guy [+1 Troublemaker]

Back in your room you'll be confronted by your frat mates on the result of your altercation in the hallway. If you didn't know it already, you'll learn now that you should be always ready for everything, and never let your guard down.

Apes house

225. [If you punched the guy in conversation 224] With Cameron

- Brag [+1 Troublemaker]
- Be humble

- Drink [+1 Bro]
- Don't drink

226. [If you didn't punch the guy in conversation 224] With Cameron

- Shrug it off
- Get defensive [+1 Troublemaker]

- Protest [+1 Troublemaker]
- Follow orders

Room

227. [If you're in a relationship with Emily (see conversations 94 and 164)] Texting Emily

- Sure! Gimme a sec.
- It's kinda late

Emily path: Emily will ask you on a booty call if you've gone through her sex scene prior. What you talk about depends on whether you've joined her at the arcade and whether you've beat up that angry guy, but more importantly you can make a move on her to start another sex scene. By this point you'll have picked up a couple of tricks that will impress her.

Emily's dorm

228.[If you joined Emily in conversation 227 and went to the arcade in conversation 188] With Emily

- Let Emily gloat [+1 Boyfriend]
- Say you were winning [+1 Troublemaker]

- Make a move on Emily [Sex scene with Emily]
- Head home

229.[If you made a move on Emily in conversation 228 and had punched the guy in the hallway in conversation 224] With Emily

- Brag [+1 Troublemaker]
- Play it off [+1 Bro]

230.[If you made a move on Emily in conversation 228 but didn't punch the guy in the hallway in conversation 224] With Emily

- Be macho [+1 Bro]
- Be dismissive

Room

Lindsey couldn't finish the day without letting you know she's still thinking about you and just wanted to check out on how you were doing, which is nice of her.

231.[If you punched the guy in the hallway in conversation 224] Texting Lindsey

- Better now that I'm talking to you
- Super. You getting ready for bed?

232.[If you didn't punch the guy in the hallway in conversation 224] Texting Lindsey

- Better now that I'm talking to you
- I'm ok, it's really not that bad

Day 18



Achievements	None today
Key moments	<ul style="list-style-type: none">• Learn about the Deer charity event• Bonding with your frat ahead of the Freshman Brawl

Lauren's room

The Deers sorority charity event is coming up in a few days (in fact it will be another high point of Act 2), but Lauren needs some help figuring out how to contribute. You'll be glad to give her a hand (or a full back rub if you're close with her).

233.[If you're in a relationship with Lauren or kissed her during the beach date in conversation 137] With Lauren
[+1 Boyfriend regardless]

- Offer Lauren a back rub
- Offer Lauren a hug

234.[If you're not in a relationship with Lauren and didn't kiss her during the beach date in conversation 137]
With Lauren

- Offer guidance [+1 Bro]
- Just listen [+1 Boyfriend]

Autumn is going to host a mud wrestling event, so that spikes up the bar tremendously. Lauren is torn between a bake sale or going as a living statue, and will go with the latter for now. But she's never been one to take risks, so we may still see her struggle with this decision in the coming days.

235.With Lauren

- Be impressed
- Support Lauren [+1 Boyfriend]

- Bake cakes
- Living statue

236.[If you're in a relationship with Lauren or kissed her during the beach date in conversation 137] With Lauren
[+1 Boyfriend regardless]

- Flirt
- Be romantic

237.[If you're not in a relationship with Lauren, but kissed her during the beach date in conversation 137 and have KCT Loyal] With Lauren

- Kiss Lauren [+1 Boyfriend]
- Leave

238.[If you're not in a relationship with Lauren and have not kissed her during the beach date in conversation 137] With Lauren

- Credit Lauren [+1 Boyfriend]
- Take some credit

Apes house

On the Apes path Samantha will come knocking next, and if you've defended her in front of Grayson she'll be thankful (it wasn't right that you should be involved in all this drama anyway). But she's also at a moment where she's needing company, so you'll talk it over in a trip to the park.

239.[If you sided with Grayson in conversation 186] With Samantha

- Understand Samantha
- Console Samantha [+1 Boyfriend]

240.[If you sided with Cameron in conversation 186] With Samantha

- Play it off [+1 Bro]
- Accept the thanks [+1 Boyfriend]

Park (Apes path)

It's your first chance at really getting to know Samantha, but she's not really sure about herself either, or what the future holds. She's happy enough living in the present – do you want to be a part of hers?

241.With Samantha

- Joke around [+1 Boyfriend]
- Be serious

- Ask to go out again [+1 Boyfriend]
- Say goodbye

Dinner with Ms. Rose (Wolves path)

On the Wolves path, Ms. Rose has just finished setting up her new place, and to celebrate she's hosting a dinner to all the great guys who've helped her move. In between servings of lasagna and caramel pie you can take advantage of a few moments to help out Ms. Rose and get a little bit closer to her.

242. With Ms. Rose

- Offer to help
- Stay with the Wolves

243. With Imre

- Talk about working out [+1 Bro]
- Talk about Viking assignment

244. With Ms. Rose

- Try helping out again [+1 Boyfriend]
- Wait

Room (Wolves path)

Chris wants to have all you new guys ready for the Brawl, but being mentally prepared is just as important as being physically prepared. The tournament won't be easy, so don't overthink what happened in the hallway. And he will encourage you to get some rest, but you don't have to keep away from all "distractions".

245. With Chris

- Answer [+1 Bro]
- Keep quiet [+1 Troublemaker]

- Make joke [+1 Troublemaker]
- Agree [+1 Bro]

246. [If you punched the guy in the hallway in conversation 224] With Chris

- Be cocky [+1 Troublemaker]
- Agree [+1 Bro]

- Hit first [+1 Bro]
- Run [+1 Troublemaker]

247. [If you didn't punch the guy in the hallway in conversation 224] With Chris

- Act cool [+1 Troublemaker]
- Ask for help [+1 Bro]

- Agree [+1 Bro]
- Defend yourself [+1 Troublemaker]

Room (Apes path)

Time for a training session on the Apes side as well, and Cameron is going to knock some fighting sense into you freshmen maggots. But even if you got lucky in the hallway and floored that guy, that's no reason to be cocky. You need to think strategy, and how to surprise them Wolves.

248.[If you punched the guy in the hallway in conversation 224] With Cameron


- Be confident [+1 Bro]
- Be humble [+1 Boyfriend]

- Be pumped [+1 Bro]
- Be concerned

249.[If you didn't punch the guy in the hallway in conversation 224] With Cameron

- Ask for help
- Stay quiet [+1 Boyfriend]

Day 19

	
Achievements	<ul style="list-style-type: none"> • Bros before blows – refuse to fight Imre in conversation 270 (must be on the Apes path) • Cheat day – skip the gym in conversation 251 and come over to Riley’s place in conversation 253 (must have joined her in her room in conversation 124 or taken her as your homecoming date in conversation 149) • Fright club – refuse to fight Ryan in conversation 269 (must be on the Wolves path) • Golden boy – beat Imre on Hard difficulty in conversation 270 (must be on the Apes path) • Lights out – beat Ryan on Hard difficulty in conversation 269 (must be on the Wolves path) • Second date – hit the gym in conversation 251 and convince Evelyn to get a second date in conversation 252 (must have asked her about her dreams in conversation 95) • The wrong time – agree to hang out with Lindsey in conversation 257, let her grab your hand but then pull away during conversation 259
Key moments	<ul style="list-style-type: none"> • Sex scene with Riley • Make out with Lindsey • Freshman Brawl

Cafe

An action-packed day should start with a hearty breakfast. You won’t say no to having the company of Nora, she won’t say no to just having anyone around (Chris really hasn’t been there for her). And the two of you are starting to look like a couple anyway at this stage.

250. With Nora

- Correct waiter [+1 Bro]
- Don't correct waiter [+1 Boyfriend]

Gym

Riley/Evelyn path: Yes, it’s the Brawl today, and you should hit the gym (plus bonus points if you’re on the Evelyn path as she’s getting her exercising fix as well and you can convince her to have a second date if the first one ended nicely). But if you skip it you’ll find time to go to Riley’s instead for another sex scene.

251. Outside gym

- Hit the gym
- Skip the gym

252. [If you hit the gym in conversation 251 and started a relationship with Evelyn in conversation 95] With Evelyn

- Convince her [**Achievement: Second date**] [+1 Boyfriend]
- Forget It

253.[If you skipped the gym in conversation 251 and are in a relationship with Riley (either through conversation 124 or inviting her to homecoming in conversation 149)] Texting Riley

- Well you shoulda led with that! **[Sex scene with Riley]** **[Achievement: Cheat day]**
- Man, I'd really love to but...

Riley's room

254.[If you agreed to meet with Riley in conversation 253] With Riley

- Greet Riley
- Joke **[+1 Bro]** **[+1 Troublemaker]**

Room

255.[If you ended homecoming with Chloe] Texting Chloe

- I miss you too. **[+1 Boyfriend]**
- That's better haha

- Yeah, of course
- You need to ask? :) **[+1 Bro]**

- OMG! I miss those!
- OMG! You are magnificent!

- Goodnight, gorgeous. **[+1 Boyfriend]**
- Goodnight, Chloe.

256.[If you didn't end homecoming with Chloe] Texting Chloe

- Likewise. Don't be a stranger.
- Yeah, it was nice to hear from you.

Chloe path: *If you've ended homecoming with her, there's an extra sexting scene you can go through, otherwise you may still try to be a bit flirty but it's not going to work out this time.*

Speaking of working out, there's still time for a quick jog in the park to get loosened up. Good thing you're there to stop anything more serious happening when Imre and Ryan come across each other though.

Lindsey path: *You'll get a text from Lindsey asking you to come hang out with her at the Chicks house. She wants to see you in person before cheering for you at the brawl. You get to make out with her if you want (and you'll find she tastes of caramel), but there's no way you can be late for the big event.*

Park

257.Texting Lindsey

- Hell yeah! Be right there, Linds!

- Aww, I wish I could, but I gotta get ready for the brawl

Chicks' house

258.[If you chose to hang out with Lindsey in conversation 257 and punched the guy in the hallway in conversation 224] With Lindsey

- Play it cool [+1 Bro]
- Get real [+1 Boyfriend]

259.[If you agreed to hang out with Lindsey in conversation 257] With Lindsey

- Let Lindsey grab your hand [+1 Troublemaker (if in a relationship with Chloe)] [+1 Boyfriend (otherwise)]
- Pull away
- Make out with Lindsey [Lindsey make out scene] [+1 Troublemaker (if in a relationship with Chloe)] [+1 Boyfriend (otherwise)]
- Pull away [Achievement: The wrong time] [+1 Boyfriend (if in a relationship with Chloe)]

The Brawl is turning into a very mysterious event, you'll be blindfolded by your frat mates and taken to the secret warehouse where everything is taking place. You might be feeling the jitters, so it's your choice to cause some distractions or stay quiet and keep everyone focused .

Warehouse (Wolves path)

260.With Sebastian

- Be upset [+1 Boyfriend]
- Be excited [+1 Bro]

261.With Imre

- Talk about Ryan [+1 Troublemaker]
- Keep quiet

262.With Chris

- Tell Chris about Ryan [+1 Troublemaker]
- Keep quiet [+1 Bro]

Warehouse (Apes path)

263.With Cameron

- Complain [+1 Troublemaker]
- Deal with it [+1 Bro]

264.With Grayson

- Say something [+1 Troublemaker]

- Keep quiet

265. With Cameron

- Get pumped [+1 Bro]
- Ask Cameron what's up

Warehouse

A quick look around the attendance sees Amber and Kim next to Josh. Somehow everyone agrees he was the most entertaining option to be the night's announcer. Just when he's ready to introduce the lineup you will bump into Lindsey, but a huge commotion is happening, so let's check what that is.

266. [If you didn't go hang out with Lindsey in conversation 257] With Lindsey

- Stop her [+1 Boyfriend]
- Let her go

267. [If you want to hang out with Lindsey in conversation 257 but didn't kiss her in conversation 259] With Lindsey

- Let her go
- Stop her [+1 Boyfriend]

268. [If you kissed Lindsey in conversation 259] With Lindsey

- It was a joke [+1 Bro]
- Be serious [+1 Boyfriend]

Freshman Brawl

Imre and Ryan are jumping the gun here and came into blows even before the tournament started, so you break the up and we resume our scheduled programming with the first fight of the evening. We see Ryan defeating Perry, or Imre beating Caleb, then depending on your side you get to fight the winner.

But a difficult choice is upon you when you actually step into the ring and for the first time you're facing someone you know and are close to. Sure he's in a rival frat now but maybe at some point he was even your friend. But then again, winners never quit and quitters never win.

269. [If you're a Wolf] Fighting Ryan

- Fight Ryan [**Achievement: Lights out (if you win on Hard difficulty)**]
- Don't fight [**Achievement: Fright club**]

270. [If you're an Ape] Fighting Imre

- Fight Imre [**Achievement: Golden boy (if you win on Hard difficulty)**]
- Don't fight [**Achievement: Bros before blows**]

There will be time for some celebration if you win, but you're really going to let your frat down if you don't after all the hope everyone had placed on you. Chris might try to be diplomatic if that's the case, but Grayson will just turn nasty.

Room (Wolves path)

271.[If you fought Ryan in conversation 269] In room

- Act like you're asleep
- Answer the door

272.[If you didn't fight Ryan] With Chris


- Apologize [+1 Bro]
- Stand your ground

Room (Apes path)

273.[If you beat Imre] With Cameron

- Act like you're asleep
- Answer the door

Day 20

	
Achievements	<ul style="list-style-type: none">● Getting clean – ask to watch Aubrey in the bathroom in conversation 284 (must have gone through at least one of her sex scenes in conversation 44 or 100 and not simped in conversation 118)● Rawr I'm a lion – play Favorites with Lauren in conversation 279 and tell her you like lions
Key moments	<ul style="list-style-type: none">● Comforting Lindsey● Sex scene with Aubrey

This day is also going to introduce a new feature, which adds extra granularity to your relationships with other characters. Small actions where you're nice or friendly to certain characters can add relationship points, but beware: you can't please everyone all the time. So some choices will have extra meaning from now on. You can't yet "spend" or "use" these points in Act 2 though.

Room

If you did go through the fight last night (win or lose) then today Riley will be the first to reach out to you via text, otherwise Josh will tease you for chickening out. Then Lindsey will text you, she's got a lot going on her mind right now (you may or may not already be aware of that) and just needs someone to talk to, if you'd like to be a listening shoulder.

274. Texting Lindsey

- If you need someone to talk I'll come over right now!
- Uhm okay. No worries, let me know if you need anything

Lindsey's place

You may or may not have already heard that Lindsey's mother passed away recently (in a car crash), and now it seems that the whole world is finally crumbling on her. It's a very sensitive moment for her, so if you try to take advantage of this by making jokes or flirting, she'll react poorly to this (unless you can pull it off with KCT Confident).

275. [If you agreed to meet Lindsey in conversation 274] With Lindsey

- Yeah, I heard
- No, I had no clue

- Keep listening
 - Talk about her mother
 - Talk about her
 - Speak on her mother
 - Speak on her
- Make a joke

- I like it
- I understand

Wolves house

276. With Perry

- Accept help [+1 Bro]
- Decline help

If you're back at the Wolves house then you'll find everyone redecorating the place. You can get a little bit closer to Perry by accepting his help, or you can do things on your own, but the end result will always be some shades of grey.

Otherwise it's a chance to have a chat with Samantha. She's used to seeing her hothead brother fighting around, so it makes sense that he's joined the Apes frat, so what gives? You can let her know that there's more to you she hasn't seen, and if you really must, you can show a dangerous side if someone does you wrong.

Apes house

277. With Samantha

- I can be a hothead [+1 Troublemaker]
- What's that supposed to mean? [+1 Bro]

278. With Cameron

- Maybe [+1 Troublemaker]
- I don't know

Room

Lauren is on a long train ride back from visiting her family for her mother's birthday, and she's so bored she just had to call you. This may or may not be a compliment, but you'll entertain her for a little while. You can play two-truths-one-lie and reveal you once starred in a children's show, or play favorites to learn Lauren's birthday falls on Halloween.

279. With Lauren

- Two truths one lie
- Favorites

280. [If you play Two truths one lie] With Lauren

- I could play
- Joke around

281.[If you play Favorites] With Lauren

- Orange
- Blue

- Gecko
- Lion [**Achievement: Rawr I'm a lion**]

- Spring
- Fall

282.With Aubrey

- Walk her home
- Don't walk her home

Aubrey path: *You'll be interrupted by Aubrey, she's on her way back from the gym and you can walk her home, out of the kindness of your heart (if you're following her path and you have one or two ulterior motives, you won't be disappointed either). Or stick with Lauren, and the conversation will move to a couple more serious topics, like her being nervous about the upcoming charity event, or even if you see yourself as a family man one day.*

283.[If you didn't walk Aubrey home in conversation 282] With Lauren

- Joke
- Be serious

- Agree
- Disagree

- Yes
- No

Chicks house

[If you walked Aubrey home in conversation 282]

Outside the Chicks house Aubrey will talk a little bit about her past. Her older sister is coming to visit soon (she's a Kiwii model, so that's nice), and she was the one that encouraged Aubrey to embrace her adventurous side.

Aubrey path: *She's going to change for a quick shower after that sweaty gym session, so there's another chance for a sex scene with her awaiting, but Nora will have some choice words if she finds you walking around naked.*

284.[If you are in a relationship with Aubrey (see conversations 44, 100 and 118)] With Aubrey

- Maybe [+1 Troublemaker]
- Just a walk

285.With Aubrey

- Compliment her [+1 Boyfriend]
- Make a joke [+1 Troublemaker]

- Ask about her [+1 Boyfriend]
- Ask about her sister [+1 Troublemaker]

- Ask to watch [Sex scene with Aubrey (if in a relationship)] [Achievement: Getting clean (if in a relationship)] [+1 Troublemaker]
- Say you'll wait [+1 Boyfriend]

286.[If you're in a relationship with Aubrey and asked to watch in conversation 285] With Aubrey

- Top
- Bottom

287.[If you're in a relationship with Aubrey and asked to watch in conversation 285] With Nora

- Apologize
- Make a joke [+1 Troublemaker]

288.[If you didn't go through Aubrey's sex scene in conversation 285] With Aubrey

- Compliment [+1 Boyfriend]
- Complain

We then learn a little bit more about the dynamics inside the Chicks house. Aubrey seems to be the only one not taking things too seriously, but that means she's able to see the lighter side in everything and just keep a good rapport with everyone instead of absorbing all the drama.

289.With Aubrey

- Defend them
- Don't defend them

Walking outside

You'll get a surprisingly random text from Jenny at this point. If you remember, that's the friend that Penelope hacked the school for, to get her enrolled. She's noticed Penelope is acting a bit weird lately (she hasn't told Jenny yet about all the trouble she's in), so now Jenny is reaching out to Penelope's new friends at San Vallejo to figure out what's up, and you'll make a date to meet her the next morning.

You can go meet this Jenny alone, or you can invite Penelope so she has a chance to explain things herself. And even though you can't tell, this is when we start having the nuanced relationship points mechanic working. You can invite Penelope, and in the background this will add "one point" to your relationship level. But you could potentially earn even more with Jenny if you spend some one-on-one time with her.

The same principle will apply when you come across Mr. Lee just coming out of a dinner with a friend, you can use this to start getting a little bit on his side. All of this just before Josh tells you about the new Simplr dating app. That might become interesting at some point in the future.

290. With Penelope

- Invite Penelope [+1 Boyfriend] [+1 Penelope point]
- Go alone

291. With Mr. Lee


- Make a joke
- Don't make a joke

Room

292. Texting Josh

- Oh yeah, I heard.
- I have no idea what you're talking about.

Day 21

	
Achievements	<ul style="list-style-type: none">● Forbidden romance – make a move on Ms. Rose in conversation 299 (must be on the Wolves path)● Rough rider – allow Amber’s advances in conversation 304 (requires KCT Popular or having gone through either of her sex scenes in conversation 150 or 196)
Key moments	<ul style="list-style-type: none">● Meeting Jenny● Meeting Mr. Rose● Amber sex scene

Cafe

The days starts at the cafe, where you get to meet Jenny. If you did invite Penelope it's going to be a small surprise for both of them that the other one is there as well. This only affects who Jenny hears this from, but she then learns the full story that she's only at San Vallejo because of Penelope's shenanigans.

To make matters worse, there's a school hearing in three days to decide on the case, and whether Penelope has to pay the \$15,000. There's still a fighting chance, so you'll quickly jump to her aid and offer to be her defense counsel, and Jenny can serve as a character witness.

293.[If you didn't invite Penelope in conversation 290] With Jenny

- Reassure her [+1 Boyfriend] [+1 Jenny point]
- Stay positive

- Flirt [+1 Boyfriend] [+1 Jenny point (if KCT Confident)] [-1 Jenny point (otherwise)]
- Stay friendly

- Be helpful [+1 Bro]
- Be supportive [+1 Boyfriend] [+1 Penelope point]

294.[If you invited Penelope in conversation 290] With Penelope

- Be helpful
- Be supportive

Alley

As you walk outside Josh seems to be involved in some shady deal (again). He doesn't really want to talk about it, and maybe you feel it isn't your job to go around babysitting him, but if you press him he'll tell you his dad cut him off because he didn't join the military. So Josh is in need of money and this was just the easy fix.

295. With Josh

- Check it out
- Keep walking

296. [If you chose to check it out in conversation 295] With Josh

- Yes
- Let it go

- I don't know
- Hot girls

Lauren's room

297. With Lauren

- Agree [+1 Boyfriend]
- Push back [Lauren does a living statue if you have KCT Loyal]

- Encourage her [+1 Troublemaker]
- Let her decide

Lauren texts you to come to her place, she's decided that she's going to do the bake sale after all. You have one last chance to change her mind if you have KCT Loyal if you really want to see her covered in silver paint. But for all you want you won't convince her to join the mud wrestling.

Lauren path: *You can do some play-wrestling though, if you've been following her path, which can quickly turn into a makeout session*

298. [If you're in a relationship with Lauren or at least kissed her once at the beach or at the park] With Lauren

- Suck on her tits [Making out with Lauren (must have KCT Loyal if not already in a relationship)]
[Relationship with Lauren]
- Kiss her

Meeting Ms. Rose (Wolves path)

You'll have to leave Lauren for now to attend to Ms. Rose. She calls you as her husband found out where she moved to and is causing a scene outside her place. You can speak up and help Ms. Rose (we learn her first name is Lorraine now) throw out her husband.

This doesn't seem like it's over for good (after all Mr. Rose knows a lot of people and is involved in a lot of stuff), but for now you've made a positive mark on Lorraine. So much so that you can make a move and kiss her. You'll get the "Forbidden romance" achievement – the name sounds about right, the relationship sounds wrong and there will be an awkward feeling in the air.

Speaking of awkward, on your way out you overhear Nora on the phone as she's just arrived at her stepmother's home. Could it really be? There's an economics class tomorrow and for sure there will be some explaining to do.

299. With Ms. Rose

- Speak up [+1 Boyfriend]
- Stay quiet

- Insult him
- Comfort her [+1 Boyfriend]

- Make a move [**Achievement: Forbidden romance**] [+1 Boyfriend]
- Don't make a move

Apes house

On the Apes path, Samantha urges you to come back home, it's pretty important. Plot twist: it wasn't. She just wanted someone to make her a cocktail and drink with her.

If you do make her a drink, you'll find out she's a lightweight and will get very drunk very easily, which won't go down very well with Cameron when he arrives.

300. With Samantha

- Make her a cocktail [+1 Boyfriend] [+1 Samantha point]
 - Drink with her [+1 Boyfriend] [+1 Samantha point]
 - Pass [-1 Samantha point]
- Get mad [+1 Troublemaker] [-1 Samantha point]

- Tease her [+1 Boyfriend] [+1 Samantha point]
- No [-1 Samantha point]

- Lion [+1 Samantha point]
- Eagle

Skatepark

Before the day is done Amber will invite you to come hang out by the skate park. It's right by the library where Riley was just working on an assignment, and Amber is quite happy to welcome her into the fun and drinking games.

301. Texting Amber

- Condoms or beer?
- Alright sure

You'll get into some never-have-I-ever, which can turn interesting. Amber has experimented having sex with another girl, and both her and Riley have already stripped and got caught masturbating. Finding this out might make them grow closer. One hopes.

302. With Amber/Riley

- Yeah, you should
- I'm sure she's busy

- Drink
- Pass

- Stripped
- Got caught masturbating

Amber path: *Riley will leave you to go back into her studying, but Amber got really tipsy and horny in that interval (an explosive combination). If you've gone through a sex scene with her before (or if you're currently Popular) and you don't mind doing it out in the open, she's game.*

303. [If you've not gone through a sex scene with Amber] With Amber


- Yes
- No

- Place hand on her leg
- Make a joke

304. [If you've gone through a sex scene with Amber, or you haven't but have KCT Popular and placed your hand on her leg in conversation 303] With Amber

- Let her **[Sex scene with Amber]** **[Achievement: Rough rider]**
- Shut her down [Awkward with Amber]
 - Okay
 - Your place?

Day 22

	
Achievements	<ul style="list-style-type: none">• Family secrets – ask Ms. Rose about Nora in conversation 305 (must be on the Wolves path)• On the court – have a rematch with Chloe in conversation 309 or 311 (must have called her sexy in conversation 308 and have KCT Popular if you have made her upset through conversations 65, 84, 114 and 170)
Key moments	<ul style="list-style-type: none">• Sex scene with Chloe

In class

305.[If you're a Wolf] With Ms. Rose

- Ask about Nora [**Achievement: Family secrets**]
- Don't ask

After a slightly unusual but enthusiastic Economics class with Ms. Rose (where she'll be speaking more from experience than from the textbook), she'll call you over for a small chat. You can ask her about Nora to confirm those family secrets and yes, Lorraine really is Nora's stepmother.

Nora's not going to open up on that topic if you press her though. But she will ask you to invite some people around for the Europe trip (you'll get a chance to do this when you meet everyone during the Deers event).

Hallway

306.[If you're a Wolf] With Nora

- Mention last night
- Leave it alone

307.With Nora

- Help Nora
- Don't help

You're not done out of the hallway just yet. There's an argument brewing because Aubrey called Chloe "cute" instead of "sexy". Sometimes it looks like you can't really win.

Chloe path: *If Chloe is (still) upset at you at this stage she'll crack a smile if you do find her sexy, otherwise feel free to pick a side. You'll then have a chance to get a long-overdue volleyball rematch (and an achievement to match).*

308.[If Chloe is upset with you (see conversations 65, 84, 114 and 170)] With Aubrey/Chloe

- Cute [+1 Boyfriend]
- Sexy

309.[If you called Chloe sexy in conversation 308 and have KCT Popular] With Chloe

- Ask Chloe how she is [+1 Boyfriend] [+1 Chloe point]
 - Have a Rematch **[Achievement: On the court]** [+1 Boyfriend]
 - Decline a Rematch [-1 Chloe point]
- Leave

310.[If Chloe is not upset at you] With Aubrey/Chloe

- Cute [+1 Aubrey point]
- Sexy [+1 Boyfriend] [+1 Chloe point]

311.[If Chloe is not upset at you] With Chloe

- Have a Rematch **[Achievement: On the court]** [+1 Boyfriend] [+1 Chloe point]
- Decline a Rematch

Gym

Chloe path: Join Chloe at the gym for your rematch where you'll show off some pro moves. And there's no point in a rematch without a reward, so check her out at the end of the match. If you got her homecoming ending, she'll treat you to some more oral in the locker rooms.

312.[If you got a rematch with Chloe and she isn't upset at you] With Chloe

- Look closer **[Sex scene with Chloe (if you finished homecoming with her)]**
- Don't risk it

First responders course

Emily path: You'll walk into a first responders course demonstration, just when Emily is practicing some CPR. This will be (another) chance to make amends if you're on rocky ground with her, and you'll learn this is something she's actually into, she might even see herself as a nurse one day.

313.With Emily

- Leave
- Watch
 - Join Emily [+1 Boyfriend] [+1 Emily point] [Forgives Emily]
 - Leave [+1 Troublemaker]

314.[If you joined Emily in conversation 313] With Emily

- Save Emily [+1 Boyfriend]
- Don't save Emily [+1 Troublemaker]

- Agree with Emily [+1 Boyfriend] [+1 Emily point]
- Disagree with Emily

Alley

Walking home you find Josh dealing again, but he's hoping that's something he can stop soon. Some hotshot that he just met might just be able to help him get a scholarship. But this guy is having some issues with his wife, which is causing problems. Wonder who that could be...

In lighter news, a nice reward awaits at the end of the day if you're on the Lauren path as she'll be sending you her first nude. Not everything is all that bad after all.

315. With Josh

- Support him
- Don't support

Day 23

	
Achievements	<ul style="list-style-type: none">• Hard decisions – talk to Nora about sorority life in conversation 333 then tell Chloe about it in conversation 324
Key moments	<ul style="list-style-type: none">• Deers charity event• Sex scene with Riley

Today will be entirely dedicated to the Deers charity event, a huge free roam. Have fun exploring and chatting with different people (use the four edges of the screen to navigate around). Whether or not you can have some conversations depends on your frat, or if you've made some people upset before.

Some interesting nuggets of information are there for the taking, like Autumn being very proud of her sister for overcoming her shyness and pledging to the Deers. Ryan reveals to you that he's getting feelings for Emily and asks for your blessing. And Nora is sick of all the sorority drama that Chloe is bringing (and you can stir the pot even further by then telling Chloe what Nora said).

Feel free to invite people to the Europe trip if you've agreed to help Nora with that task, and if by chance you've convinced Lauren to play a living statue, she's going to regret having listened to you.

Free roam (Deers event, start)

316. With Autumn

- Ask why [+1 Boyfriend] [+1 Autumn point]
- Leave it be [+1 Bro]

- That's the main reason [+1 Bro]
- I'd be here without it [+1 Boyfriend] [+1 Autumn point]

Deers event – Toilet area (turn left from start)

317. [If you started a relationship with Evelyn in conversation 95] With Evelyn

- Let's do it right now [+1 Boyfriend]
- I'll think about it [+1 Troublemaker]

Deers event – Lauren's stand (turn right from start)

318. [If you're not in a relationship with Lauren] With Lauren

- Invite her to Europe [+1 Boyfriend]
- Don't invite her [+1 Bro]

319. [If you convinced Lauren to play a living statue in conversation 297] With Lauren

- Say you're sorry [+1 Boyfriend]
- Joke around [+1 Troublemaker]

Deers event – Lake (turn left from Lauren’s stand)

320.[If you agreed to help Nora in conversation 307 and you’re forgiving of Emily (see conversations 30, 94, 146, 164 and 313)] With Emily

- Invite her to Europe
- Don't invite her

Deers event – Entrance (go up from start)

321.With Ryan

- It's okay [+1 Bro] [+1 Ryan point]
- It's not okay [+1 Troublemaker]

322.With Karen

- Get a lottery ticket [+1 Boyfriend]
- Don't get a ticket [+1 Troublemaker]

323.[If Chloe is not upset at you (see conversations 65, 84, 114 and 170)] With Chloe

- Date with Chloe [+1 Chloe point]
- Who would you date?

324.[If Chloe is not upset at you (see conversations 65, 84, 114 and 170) and you’ve talked to Nora about sorority (in conversation 333)] With Chloe

- Tell Chloe about Nora [**Achievement: Hard decisions**]
- Don't tell Chloe

325.[If you agreed to help Nora in conversation 307 and you didn’t tell Chloe about Nora in conversation 324] With Chloe

- Invite to Europe
 - Convince her [+1 Chloe point]
 - Let her decide
- Don't invite

Deers event – Stage (go up from entrance)

326.With Rachel

- Arm Arm Pose [+1 Boyfriend]
- Pose Pose Arm [+1 Troublemaker]

327.[If you’re a Wolf] With Perry

- Make fun of Perry
- Encourage Perry

328.[If you haven't talked to Riley in conversation 338] With Aubrey

- Sure [+1 Boyfriend] [+1 Aubrey point]
 - Twirl her
 - Dip her [+1 Aubrey point]
- No way [+1 Bro] [-1 Aubrey point]

- [Chloe] Hot [+1 Bro]
- [Chloe] Not [+1 Troublemaker]

- [Nora] Hot [+1 Troublemaker]
- [Nora] Not [+1 Bro]

- [Lindsey] Hot [+1 Bro]
- [Lindsey] Not [+1 Troublemaker]

- [Lauren] Hot [+1 Boyfriend]
- [Lauren] Not [+1 Bro]

- [Riley] Hot [+1 Bro] [+1 Aubrey point]
- [Riley] Not [+1 Troublemaker]

329.[If you're an Ape and haven't talked to Riley in conversation 338] With Aubrey

- [Ms. Rose] Hot [+1 Bro]
- [Ms. Rose] Not [+1 Boyfriend]

330.[If you agreed to help Nora in conversation 307 and haven't talked to Riley in conversation 338] With Aubrey

- Invite her to Europe [+1 Boyfriend] [+1 Aubrey point]
- Don't invite her [+1 Troublemaker] [-1 Aubrey point]

331.[If you've talked to Riley in conversation 338] With Riley/Aubrey

- [Who's first] Riley
- [Who's first] Aubrey

- [Who won] Riley
- [Who won] Aubrey

Deers event – Sack game (turn right from stage)

332.With Eleanor

- Make a joke [+1 Bro]
- Play the game [+1 Boyfriend]

333. With Nora

- Show me what you got [+1 Bro]
- Ask about sorority life [+1 Boyfriend]
 - What do you mean? [+1 Bro]
 - Defend Chloe [+1 Boyfriend]

334. [If you're a Wolf] With Chris/Aaron

- Play
- Don't play

Deers event – Body painting (turn right from toilet area)

335. With Mr. Lee/Ms. Rose

- Side with Mr. Lee [+1 Mr. Lee point]
 - Encourage her
 - Let it go
- Side with Ms. Rose [+1 Ms. Rose point]

336. [If you agreed to help Nora in conversation 307 and you sided with Mr. Lee in conversation 335] With Mr. Lee/Ms. Rose

- Invite Ms. Rose to Europe
- Don't invite her

337. With Lindsey

- Compliment [+1 Boyfriend (if KCT Confident)] [+1 Lindsey point (if KCT Confident)]
 - Paint Lindsey
 - Don't paint Lindsey
- Ask how she's doing

Deers event – Thrift shop (go up from body painting area)

338. With Riley

- Joke
- Confess

- It sucks
- Don't believe rumors

- It looks good
- No way

Deers event – Ring (turn right from entrance)

339.[If you didn't make it awkward with Amber in conversation 304] With Amber

- Witty retort [+1 Troublemaker]
- Flirt [+1 Boyfriend]

340.[If you agreed to help Nora in conversation 307] With Amber

- Invite her to Europe
- Don't invite her

Mud wrestling

When you're ready, click on Autumn to end the free roam as we move on to the main event of the day, and there's three mud wrestling matches lined up: Chloe vs Nora, Aubrey vs Emily and Riley vs Amber. You can cheer on your favorites, but some of the girls will take it personally if you don't.

341.Ring

- Root for Chloe [+1 Boyfriend] [+1 Chloe point] [-1 Nora point]
- Root for Nora [-1 Chloe point] [+1 Nora point]

- Root for Aubrey [+1 Aubrey point]
- Root for Emily [+1 Boyfriend] [+1 Emily point]

- Root for Riley [+1 Boyfriend] [-1 Amber point] [+1 Riley point]
- Root for Amber [+1 Amber point] [-1 Riley point]

342.With Chloe/Nora

- Talk to Chloe
- Talk to Nora

343.[If you chose to talk to Chloe in conversation 342 and she's upset at you (see conversations 65, 84, 114 and 170)] With Chloe

- Make a joke
- Leave

Riley's room

Lauren had to help out on Deer duty so you'll take Riley back to her dorm. She'll have a shower to take off all that mud, and when she comes back wearing nothing but a towel that will be your cue to make a move. As long as you've gone through a sex scene with her before she will welcome your advances. If you haven't, you can still start a sexual relationship with her if you have KCT Confident, but otherwise she'll just shoot you down.

344. With Riley

- Make a move **[Sex scene with Riley (if in a relationship or have KCT Confident)]** [Relationship with Riley]
- Offer to turn around

345. [If you offered to turn around in conversation 344 and either have a relationship with Riley or KCT Confident] With Riley

- Don't peek
- Peek **[Sex scene with Riley]** [Relationship with Riley]

346. With Riley

- Myself
- Others

Tomorrow morning is Penelope's school hearing, which will kick off Act 3. It would be a shame if you overslept and couldn't be there on time...

Walkthrough (optimized path)

This guide is complementary to the long-form walkthrough, and is designed to achieve the best relationships or progress the furthest with all characters.

All of the sex scenes can be achieved in a single run with this walkthrough, except when they conflict with each other. For example, if you get the Chloe homecoming ending you will skip the scenes with Amber or Riley. But you can still save the game at strategic moments to go through those routes.

The following outcomes are possible with the following characters and achieved with this walkthrough in a single playthrough:

- **Amber** – sex scene (x2 + homecoming variant)
- **Aubrey** – sex scene (x5) and costume reveal at shop
- **Autumn** – join her at political protest
- **Chloe** – sex scene (x2)
- **Emily** – sex scene (x2)
- **Evelyn** – dinner date
- **Lindsey** – making out
- **Lauren** – beach date and making out
- **Penelope** – bowling date
- **Riley** – sex scene (x4 + homecoming variant)

This walkthrough is merely one and certainly not the only way to achieve this, as you can switch around some choices if they don't change your Boyfriend/ Bro/ Troublemaker points too much. Just beware that at certain points a specific KCT trait will be required:

- **Popular** trait is required during the costume shop scene to get Aubrey to reveal her outfit
- **Loyal** trait is required during Lauren's beach date to be able to invite her to homecoming, and later to get her make-out scene
- **Popular** trait is required to kick off Amber's path (either before homecoming or after Josh's drug deal)

Individual "relationship points" are not pursued yet; so this advice may change with the release of Act 3.

This guide will skip over two scenes, however:

- A movie date with Lauren during Day 4 - if you establish a relationship with Lauren too soon, you will not be able to take the other girls into homecoming
- A drunken kiss scene with Amber - if you get drunk at Josh's party during Day 5, you will upset Chloe when you meet her afterwards

Also, not all achievements will be pursued as some of them conflict with each other and it's impossible to capture them all in a single playthrough. Refer to the Achievements guide for individual guidance if you need it.

Day 1

- (#1 Texting Emily) Yeah... I'll see you there.
- (#2 With Julia) Could be fun
- (#3 With Autumn) Flirt
- (#4 In class) Make fun of Elijah
- (#5 With Lauren) Disagree
- (#5 With Lauren) Don't defend Autumn
- (#5 With Lauren) Yeah, kinda
- (#6 Texting Julia) Thanks, Julia :)
- (#7 With Riley) She seems nice.
- (#8 With Elijah) So... the nerds?
- (#9 With Nora) Flirt
- (#10 With Imre) The Wolves sound sick.
- (#11 Texting Lauren) Cool
- (#12 With Lauren) You're missing out.
- (#13 With Riley) Drink instead
- (#13 With Riley) Do it, or drink.
- (#14 With Imre) They're both hot.
- (#15 Dream Riley) Keep dreaming [**Sex scene with Riley (dream sequence)**]

Day 2

- (#16 With Lauren) Bad roommates suck.
- (#16 With Lauren) Yet, you're here with me.
- (#16 With Lauren) I've broken into an Ikea.
- (#16 With Lauren) You're really beautiful.
- (#16 With Lauren) Kiss her
- (#17 With Aubrey) Flirt
- (#17 With Aubrey) Say you're a fighter
- (#18 With Mason/Jeremy) Yeah, he better watch out.
- (#19 Texting Lauren) Yeah, sure.
- (#20 With Ryan) You're right, I'll talk to her.
- (#21 With Chloe) Make fun of him
- (#21 With Chloe) Poke fun

Day 3

- (#22 With Imre) Hmm... maybe.
- (#23 Texting Ryan) I'm fine
- (#23 Texting Ryan) Don't you dare defend that guy
- (#24 Texting Lauren) Yeah, SV cafe in 20 mins?
- (#25 With Tom) Shout back
- (#25 With Tom) [Win fight]
- (#26 With Tom) Kick him
- (#27 With Lauren) Let's forget about it.
- (#29 Texting Josh) Sooo, did you give it to her?
- (#29 Texting Josh) Yeah, I guess you're right.
- (#30 With Emily) Okay, I guess.
- (#31 With Emily) Yeah, of course. (joke)

- (#31 With Emily) It was so funny.
- (#31 With Benjamin) Sure, knock yourself out.
- (#31 With Emily) Don't tell Emily
- (#32 Texting Aubrey) Wait they're not dating?
- (#33 Texting Aubrey) Yeah, I'm just on my way, I'll be right there.
- (#34 With Aubrey) [Viking] Peek
- (#34 With Aubrey) Stop peeking
- (#34 With Aubrey) It's kinda hot.
- (#34 With Aubrey) [Knight] Peek
- (#34 With Aubrey) Stop peeking
- (#34 With Aubrey) looking mighty fine.
- (#34 With Aubrey) [Cowboy] Peek
- (#34 With Aubrey) Stop peeking
- (#34 With Aubrey) Oh come on.
- (#37 Buy Costume) Viking
- (#39 With Imre) You're crazy.
- (#39 With Imre) She's alright.
- (#40 With Chloe) Don't question it
- (#40 With Chloe) Win the game

Day 4

- (#41 With Imre) Stick to what you know
- (#42 With Evelyn) Approach her
- (#42 With Evelyn) Be smart
- (#44 With Aubrey) Truth
- (#45 With Aubrey) Kiss her **[Sex scene with Aubrey]**
- (#46 With Lauren) I don't know...
- (#47 With Julia) Answer
- (#47 With Julia) Shopping sounds great.
- (#48 With Riley/Ryan) Compliment Riley
- (#48 With Riley/Ryan) Insult Ryan
- (#49 With Riley) She's into me.
- (#49 With Riley) Kiss her
- (#52 With Imre) You should be more careful.
- (#52 With Imre) That's a dumb idea.
- (#53 With Riley) Blame Ryan
- (#53 With Riley) Don't ask

Day 5

- (#54 With Julia) It was an accident.
- (#54 With Julia) Chloe
- (#54 With Julia) Buy it
- (#57 With Ryan) Talk to him
- (#59 With Penelope) Magic Powers.
- (#60 With Penelope) We should watch some.
- (#60 With Penelope) You wanna go bowling?
- (#60 With Penelope) Encourage her

- (#61 Texting Josh) I'm meeting a friend at 11, so I can't really.
- (#61 Texting Josh) Josh, I don't know, man. I don't wanna be late.
- (#61 Texting Josh) I can't, sorry.
- (#65 With Chloe) I believe you.

Day 6

- (#68 Texting Amber) Sorry, something came up.
- (#73 With Lauren) Disagree
- (#73 With Lauren) Disagree
- (#73 With Lauren) Disagree
- (#73 With Lauren) Yes
- (#73 With Lauren) Continue
- (#74 With Lauren) Don't press the lever
- (#74 With Lauren) Yeah, let's do it.
- (#74 With Lauren) Press the lever
- (#74 With Lauren) Yeah, okay.
- (#74 With Lauren) Don't press the lever
- (#74 With Lauren) At least we're done now.
- (#75 With Adam) Leave it
- (#76 With Adam) Keep it to yourself
- (#80 In the park) Meet Chloe
- (#83 With Chloe) You should get that.
- (#83 With Chloe) Ask about the call
- (#83 With Chloe) Follow her
- (#84 With Chloe) Leave
- (#86 Texting Amber) Oh wow, you're so fucking hot

Day 7

- (#88 With Grayson) What do you want?
- (#89 With Ms. Rose) Don't disturb
- (#90 With Nora) Stay on your route
- (#91 With Evelyn) It'll be a nice dinner.
- (#92 With Emily) Accept call
- (#94 With Emily) Be baffled
- (#94 With Emily) Kiss her back **[Sex scene with Emily]**
- (#95 With Evelyn) Stunning
- (#95 With Evelyn) Make a joke
- (#95 With Evelyn) Ask about her dreams
- (#96 With Evelyn) Kiss her
- (#97 Texting Aubrey) Yeah, sure.
- (#98 With Aubrey) A few different girls. **[Sex scene with Aubrey]**
- (#101 In room) Stay home
- (#103 Nightmare) Save Lauren

Day 8

- (#104 Texting Aubrey) Yeah, that's too bad :/

- (#105 With Riley) Praise her
- (#105 With Riley) Mock him
- (#105 With Riley) Praise her
- (#105 With Riley) Okay, I'll do it.
- (#105 With Riley) Make something up
- (#106 With Penelope) Kiss her
- (#107 With Josh/Kim) Take the shot
- (#108 With Peter/Harry) Kourtney
- (#110 With Emily/Aubrey) It was nothing.
- (#111 With Riley/Finn) Ask Riley something
- (#112 With Amber) Not gonna happen.
- (#113 With Nora) Don't defend Chloe
- (#114 With Chloe) Nora's being stupid.
- (#115-7 Pick girl) Riley
- (#118 With Aubrey) He turned down a threesome?!
- (#118 With Aubrey) We could lock the door.
- (#120 With Chris) Why aren't you on here?
- (#121 With Riley) Walk Riley home
- (#123 With Riley) Start flirting
- (#124 With Riley) Yeah, I'd like that.

Day 9

- (#125 Emily's post) No we're not
- (#126 Texting Penelope) It was a one time thing
- (#127 Chloe's post) I got some sun in my room...
- (#128 Lauren's post) Winter vacations are the best
- (#129 Aubrey's post) I'll destroy you in Air hockey!
- (#130 With Emily) Be calm
- (#133 With Autumn) Yeah, he really is.
- (#133 With Autumn) Yes, of course.
- (#133 With Autumn) Can I join?
- (#134 Texting Lauren) Sounds good, when were you thinking?
- (#136 With Lauren) You're cute.
- (#137 With Lauren) Kiss her
- (#139 Determination Challenge) Decline
- (#140 Real Determination Challenge) Continue the challenge
- (#141 Honesty Challenge) True.
- (#142 Honor Challenge) Do it
- (#142 Honor Challenge) Pull away
- (#146 With Emily) Text her

Day 10

- (#147 With Mr. Lee) Defend yourself
- Save here if you want to invite someone else to see their scenes, this guide continues with Chloe
- (#149 Choosing a girl) Chloe
- (#153 Texting Riley) Sure, on my way :) **[Sex scene with Riley]**

Day 11

- (#154 With Autumn) Say something direct
- (#155 With Chloe) Aubrey
- (#156 With Aubrey) Ask something sexual
- (#157 With Chloe) Joke around
- (#161 With Chris/Nora) Give Chris advice
- (#162 With Elijah/Lisa) Make fun of Elijah
- (#163 Click on Chloe) Ask Nora to Dance
- (#165 With Aaron/Lindsey) Side with Lindsey
- (#167 With Nora) Agree with Nora.
- (#168 With Grayson) Alright, enjoy
- (#169 With Aubrey) Alright, let's go. **[Sex scene with Aubrey]**
- (#171 With Lauren/Ms. Rose) Focus on Lauren
- (#172 With Imre/Unknown) Say something to Imre
- (#173 With Penelope) I like your dress.
- (#176 With Samantha/Sebastian) Play along
- End homecoming with Chloe **[Sex scene with Chloe]**

Day 12

- (#177 With Aubrey/Autumn) Go to the protest
- (#178 With Autumn) Pretend you know what you're doing
- (#178 With Autumn) Admit you don't know
- (#179 With Sebastian) Open up to Sebastian

Day 13

- (#184 With Penelope) Offer to help Penelope
- (#185 With Ms. Rose) Stay to console her
- (#187 Texting Amber) Wanna see what thinking about you has done to me?
- (#188 Texting Emily) Sure! Sounds like fun. I can be there in a few minutes
- (#189 With Emily) Make it more interesting

Day 14

- (#191 With Josh) Agree to help
- (#192 With Aubrey/Riley) Take the glasses
- (#193 With Aubrey/Riley) Both Glasses
- (#194 With Josh) Intervene
- (#195 With Josh) [Win Fight]
- (#195 With Josh) [Duck]
- (#195 With Josh) Walk away
- (#196 With Amber) Go with her **[Sex scene with Amber]**

Day 15

- (#199 With Ms. Rose) Ask more questions
- (#200 With Nora) Act excited
- (#200 With Nora) Consider it

- (#200 With Nora) Help Nora
- (#201 Texting Chloe) I was thinking about your lips :*
- (#203 Texting Julia) Excited reply
- (#205 With Chloe) Turn the conversation serious
- (#206 With Chloe) Don't say a joke
- (#210 With Sebastian) Climb the hospital
- (#211 With Chris) Excited reply
- (#211 With Chris) Go with it
- (#213 Texting Imre) Hell no! But we need to get ready!
- (#214 Dream) Ryan

Day 16

- (#217 With Riley) Flirt
- (#218 With Ryan) Mention the Wolves
- (#220 With Riley) Kiss her
- (#221 With Aubrey) Join her **[Sex scene with Aubrey]**

Day 17

- (#222 With Mr. Lee) Heckle
- (#223 With Cameron/Penelope) Grumble with Cameron
- (#223 With Cameron/Penelope) Be scared
- (#223 With Cameron/Penelope) Recognize the King
- (#223 With Cameron/Penelope) Discuss riches
- (#223 With Cameron/Penelope) North
- (#224 With Angry guy) Apologize
- (#224 With Angry guy) Punch the guy
- (#227 Texting Emily) Sure! Gimme a sec.
- (#228 With Emily) Let Emily gloat
- (#228 With Emily) Make a move on Emily **[Sex scene with Emily]**
- (#229 With Emily) Play it off
- (#231 Texting Lindsey) Better now that I'm talking to you

Day 18

- (#233 With Lauren) Offer Lauren a back rub
- (#235 With Lauren) Be impressed
- (#235 With Lauren) Bake cakes
- (#236 With Lauren) Be romantic
- (#237 With Lauren) Kiss Lauren
- (#242 With Ms. Rose) Stay with the Wolves
- (#243 With Imre) Talk about working out
- (#244 With Ms. Rose) Try helping out again
- (#245 With Chris) Answer
- (#245 With Chris) Agree
- (#246 With Chris) Be cocky
- (#246 With Chris) Run

Day 19

- (#250 With Nora) Correct waiter
- (#251 Outside gym) Skip the gym
- (#253 Texting Riley) Well you shoulda led with that! **[Sex scene with Riley]**
- (#254 With Riley) Joke
- (#255 Texting Chloe) I miss you too.
- (#255 Texting Chloe) You need to ask? :)
- (#255 Texting Chloe) OMG! You are magnificent!
- (#255 Texting Chloe) Goodnight, Chloe.
- (#257 Texting Lindsey) Hell yeah! Be right there, Linds!
- (#258 With Lindsey) Play it cool
- (#259 With Lindsey) Let Lindsey grab your hand
- (#259 With Lindsey) Make out with Lindsey **[Making out with Lindsey]**
- (#260 With Sebastian) Be excited
- (#261 With Imre) Talk about Ryan
- (#262 With Chris) Keep quiet
- (#268 With Lindsey) Be serious
- (#269 Fighting Ryan) Fight Ryan, win
- (#273 In room) Answer the door

Day 20

- (#274 Texting Lindsey) If you need someone to talk I'll come over right now!
- (#275 With Lindsey) No, I had no clue
- (#275 With Lindsey) Keep listening
- (#275 With Lindsey) Talk about her
- (#275 With Lindsey) Speak on her mother
- (#275 With Lindsey) I like it
- (#276 With Perry) Accept help
- (#279 With Lauren) Favorites
- (#281 With Lauren) Blue
- (#281 With Lauren) Lion
- (#281 With Lauren) Spring
- (#282 With Aubrey) Walk her home
- (#283 With Aubrey) Maybe
- (#284 With Aubrey) Make a joke
- (#284 With Aubrey) Ask about her
- (#284 With Aubrey) Ask to watch **[Sex scene with Aubrey]**
- (#285 With Aubrey) Top
- (#286 With Nora) Apologize
- (#288 With Aubrey) Don't defend them
- (#290 With Penelope) Go alone
- (#291 With Mr. Lee) Make a joke
- (#292 Texting Josh) I have no idea what you're talking about.

Day 21

- (#293 With Jenny) Stay positive
- (#293 With Jenny) Stay friendly

- (#293 With Jenny) Be supportive
- (#295 With Josh) Check it out
- (#296 With Josh) Yes
- (#296 With Josh) I don't know
- (#297 With Lauren) Agree
- (#297 With Lauren) Let her decide
- (#298 With Lauren) Suck on her tits **[Making out with Lauren]**
- (#299 With Ms. Rose) Speak up
- (#299 With Ms. Rose) Comfort her
- (#299 With Ms. Rose) Make a move
- (#301 Texting Amber) Condoms or beer?
- (#302 With Amber/Riley) Yeah, you should
- (#302 With Amber/Riley) Drink
- (#302 With Amber/Riley) Stripped
- (#304 With Amber) Let her **[Sex scene with Amber]**

Day 22

- (#305 With Ms. Rose) Don't ask
- (#306 With Nora) Mention last night
- (#307 With Nora) Help Nora
- (#310 With Aubrey/Chloe) Cute
- (#311 With Chloe) Have a Rematch
- (#312 With Chloe) Look closer **[Sex scene with Chloe]**
- (#313 With Emily) Watch
- (#313 With Emily) Join Emily
- (#314 With Emily) Don't save Emily
- (#314 With Emily) Agree with Emily
- (#315 With Josh) Support him

Day 23

- (#316 With Autumn) Ask why
- (#316 With Autumn) I'd be here without it
- (#317 With Evelyn) I'll think about it
- (#318 With Ryan) It's okay
- (#319 With Karen) Get a lottery ticket
- (#320 With Rachel) Pose Pose Arm
- (#321 With Perry) Make fun of Perry
- (#322 With Aubrey) No way
- (#322 With Aubrey) [Chloe] Hot
- (#322 With Aubrey) [Nora] Not
- (#322 With Aubrey) [Lindsey] Not
- (#322 With Aubrey) [Lauren] Hot
- (#322 With Aubrey) [Riley] Not
- (#324 With Aubrey) Don't invite her
- (#325 With Eleanor) Make a joke
- (#326 With Nora) Ask about sorority life
- (#326 With Nora) What do you mean?

- (#327 With Chris/Aaron) Play
- (#328 With Riley) Confess
- (#328 With Riley) It sucks
- (#328 With Riley) It looks good
- (#329 With Riley/Aubrey) [Who's first] Riley
- (#329 With Riley/Aubrey) [Who won] Aubrey
- (#330 With Amber) Witty retort
- (#331 With Amber) Invite her to Europe
- (#334 With Emily) Invite her to Europe
- (#335 With Mr. Lee/Ms. Rose) Side with Ms. Rose
- (#337 With Lindsey) Compliment
- (#337 With Lindsey) Don't paint Lindsey
- (#338 With Chloe) Date with Chloe
- (#339 With Chloe) Tell Chloe about Nora
- (#341 Ring) Root for Chloe
- (#341 Ring) Root for Emily
- (#341 Ring) Root for Amber
- (#342 With Chloe/Nora) Talk to Nora
- (#344 With Riley) Make a move **[Sex scene with Riley]**
- (#346 With Riley) Others

Achievement guide

Act 1

A new beginning



“Lauren likes you”

Start a relationship with Lauren after the Apes rush party (must have KCT Loyal or the **Romeo** achievement).

Day 2 – in the park, with Lauren (conversation 16): [only required if you’re not going to have KCT Loyal in Day 3]

- Yet, you’re here with me
- I’ve broken into an Ikea
- Kiss her

Day 3 – dorm, texting Lauren (conversation 24):

- Yeah, SV cafe in 20 mins?

Day 3 – cafe, with Lauren (conversation 27): [must have KCT Loyal if you didn’t go through the steps of Day 2]

- There was something there.
-

Big mouth




“Threaten Cameron”

Find Mason and Jeremy during the Apes rush party, then threaten Cameron.

Day 2 – Apes rush party, with Mason and Jeremy (conversation 18):

- Yeah, he better watch out.
-

Bros before hoes



“Help Imre”

After Imre is back from the hospital, don’t beat Adam and don’t tell the school about it. Then in the park bench choose to help Imre instead of going with Chloe/Amber.

Day 6 – Dorms, with Adam (conversation 75):

Either:

- Fight Adam and lose **OR**
- Don’t fight Adam, but then don’t tell the school in conversation 76

Day 6 – Park bench (conversation 80 or 81):

- Help Imre
-

Credulous



“Trust Chloe”

Don't show up drunk to Chloe's place after Josh's party. Trust Chloe, then meet her at the swimming pool (instead of helping Imre) and trust her again.

Day 5 – Josh's party (conversation 62): [you don't have to attend the party, but if you do you must refuse to play bangolo]:

- I should stop here.
- Sorry, I really can't.

Day 5 – Chicks place, with Chloe (conversation 65):

- I believe you


Day 6 – Park bench (conversation 78 or 80)

- Meet Chloe

Day 6 – Swimming pool, with Chloe (conversation 83):

- Trust her
-

Ecstatic



“Bunk homecoming with Amber”

Invite Amber to homecoming (must have KCT Popular and must not be in a relationship with Lauren).

Day 10 – Dorm, choosing a girl for homecoming (conversation 149): [must not be in a relationship with Lauren by this time, see the Lauren path guide for further details]

- Amber

Day 10 – Amber's place (conversation 150): [must have KCT Popular]

- Alright, I'm in
-

Homecoming queen



“End homecoming with Chloe”

Invite Chloe to homecoming (she must not be angry at you, and you need either KCT Popular or the volleyball), or leave with her anyway (requires KCT Popular or pledging to the Apes).

There are two main paths to achieve this. The most "natural" one is to take Chloe as your homecoming date (Path 1). Or you may leave with her regardless (Path 2), but this will require either pledging to the Apes or having either KCT Popular or Confident.

You must not be in a relationship with Lauren in order to invite Chloe, and you must not make her upset at you. The easiest way to do that is by not getting drunk just before meeting her on Day 5.

(Path 1: Chloe is your homecoming date)

Day 4 – Calling Julia (conversation 47): [if you do not purchase the volleyball when shopping with Julia, you will need KCT Popular when you ask Chloe during Day 10]

- Answer
- Shopping sounds great.

Day 5 – Shopping with Julia (conversation 54):

- Buy it

Day 5 – Josh’s party (conversation 62): [you don’t have to attend the party, but if you do you must refuse to play bangolo otherwise you will anger Chloe later in the day]:

- I should stop here.
- Sorry, I really can’t.

Day 5 – Chicks place, with Chloe (conversation 65):

- I believe you [pleases Chloe]

Day 6 – Swimming pool, with Chloe (conversations 83 and 84): [the swimming pool scene is optional, you simply must avoid angering Chloe if you do go through it]

- Trust her, **OR**
- Follow her but then Leave [otherwise you will anger Chloe]

Day 8 – Wolves rush party free roam, with Chloe (conversation 114): [only required if Chloe is still upset at this point]

- Nora's being stupid. [pleases Chloe, otherwise you will anger Chloe]

Day 10 – Choosing a girl for homecoming (conversation 149): [you will need KCT Popular if you did not purchase the volleyball during Day 5]

- Choose Chloe

Day 11 – Homecoming free roam, dancefloor (conversation 163):

- Click on Chloe to end the night with her

(Path 2: Chloe is not your homecoming date)

Option 2a) Stop Grayson (with KCT Confident or by joining the Apes)

The steps in Day 7 and 8 are only required if you're not going to have KCT Confident when you meet Grayson during Day 11

Day 7 – Dorm, before meeting Grayson (conversation 101):

- Meet Grayson

Day 8 – Dorm (conversation 138):

- Pledge to the Apes

Day 11 – Homecoming free roam, hallway corner, with Grayson (conversation 168) [must not have chatted with Chloe/Ryan yet]

- Don't do that [must have KCT Confident if you didn't pledge to the Apes]

Day 11 – Homecoming free roam, gym left side, with Chloe/Ryan (conversation 170):

- Defend Chloe [you will need to chat with them during the free roam, but this answer is only mandatory if Chloe is (still) mad at you by this point (see Path 1 for how to prevent that)]

Day 11 – Homecoming free roam, hallway, with Chloe (conversation 174):

- Or we could just leave

Option 2b) Don't stop Grayson (must have KCT Popular)

Day 11 – Homecoming free roam, gym left side, with Chloe/Ryan (conversation 170):

- Defend Chloe [you will need to chat with them during the free roam, but this answer is only mandatory if Chloe is (still) mad at you by this point (see Path 1 for how to prevent that)]

Day 11 – Homecoming free roam, locker room, with Chloe (conversation 175):

- Let's get out of here. (must have KCT Popular)

Keen eye



“Pick the muffin”

Go costume shopping with Penelope, then peek on her until you get caught. When you meet her later at the cafe, buy her a muffin.

Day 3 – On the way to shopping, texting Aubrey (conversation 33):

- Sorry, something came up and I can’t make it.

Day 3 – Clothing store, with Penelope (conversation 36):

- Peek
- Risk it [repeat until you get caught]

Day 3 – Clothing store, with Penelope (conversation 37):


Either:

- Apologize, **OR**
- Deny it [must not have KCT Confident]

Day 5 – Cafe, with Penelope

- Buy Penelope a muffin
-

Keep it moving



“Hit on Nora”


Find Nora in the first free roam. Check on her again to flirt with her.

Day 1 – Free roam (corridors), with Nora (conversation 9):

Click on Chris and Nora, then on Nora again:

- Flirt
-

Lee-way



“Pull down Mr. Lee’s pants”

Accept Cameron’s challenge during History class (timed response, must have pledged to the Apes).

Day 7 – Dorm (conversation 101):

- Meet Grayson

Day 8 – Dorm (conversation 138):

- Pledge to the Apes
-

Lips don't lie



“Kiss Riley in the park”

After leaving the picnic, don't tell Riley that you like Chloe. Then kiss Riley.

Day 4 – Picnic, with Riley (conversation 49):

- She's into me
 - Kiss her
-

Mixed feelings



“Decline Lauren”

When Lauren texts you after the Apes rush party, decline to meet her.

Day 3 – Dorm, texting Lauren (conversation 24):

- Sorry, I can't
-

Monkey business



“Tell Grayson you will join the Apes”

Agree to meet Grayson at midnight, then tell him you're in.

Day 7 – Dorm (conversation 101):

- Meet Grayson

Day 7 – Meeting Grayson (conversation 102):

- I'm in
-

No hard feelings



“Play nice with Emily”

In the very first text message, reply politely to Emily.

Day 1 – Home, texting Emily (conversation 1):

- Yeah... I'll see you there
-

Not my business



“Don't disturb Ms. Rose”

When you notice Ms. Rose crying in the classroom, ignore her.

Day 7 – Outside class (conversation 89), with Ms. Rose:

- Don't disturb
-

Not now mom



“Decline Julia's call”

When Julia calls you (to invite you to go shopping), do not answer.

Day 4 – Dorm, getting a call from Julia (conversation 46):

- Don't answer
-

On the low



“Deny PDA with Lauren”

Keep a relationship with Lauren after the movie date, but don't kiss her in public before the personality tests.

Open wound



“Tell off Emily”

In the very first text message, reply angrily to Emily.

Day 1 – Home, texting Emily (conversation 1):

- You cheated on me. Go to hell!
-

Over it



“Let Benjamin make a move”

Go with Emily to the doctor’s office to check on your eye, but then allow Benjamin to hit on her.

Day 3 – Corridor, with Emily (conversation 30):

- Okay, I guess

Day 3 – Doctor’s office, with Benjamin (conversation 31):

- Sure, knock yourself out.

PETA public enemy



“Kill dog as animal lover”

During the personality tests with Lauren, say you’re an animal lover but then let the train run over the dog (timed response).

You will need to reach the personality test scene with Lauren. The most direct path there is not to have started a relationship with Lauren, so avoid the steps in the achievement “A new beginning”.

If you did go on a date with her:

- Either don't mess it up by going too far (conversation 51), **OR**
- Follow path 2b in the achievement “On the low” for how to apologize properly

Either way, you will begin the personality test at this stage.

Day 6 – In classroom, with Lauren (conversation 73):

I consider myself an animal lover:

- Agree

Do not skip the test, play through the first situation (any decision), then push the lever on the second decision to kill the dog. [timed decision]

Playing with fire



“End homecoming with Riley”

Leave homecoming with Riley (can be done with her as your date, or if you take Emily, or Penelope, or go alone, or if you find her in the free roam anyway).

To leave homecoming with Riley the most "natural" path is to have her as your date (Path 1). But it's also possible to achieve this by taking anyone else.

(Path 1: Riley as homecoming date)

You must not be in a relationship with Lauren in order to invite Riley. Riley will only accept if you have KCT Confident, or if you start a relationship with her via the following steps:

Follow the same steps as in the “Lips don’t lie” achievement [this step is not mandatory, but otherwise you will need to have KCT Confident during Day 8]

Then follow the same steps as in True to self to walk Riley home.

Day 8 – With Riley (conversations 123 and 124):

- Start flirting
- Yeah, I'd like that. [must have KCT Confident if you didn't kiss her during the “Lips don’t lie” steps]

Day 10 – Dorm, choose a girl for homecoming (conversation 149):

- Ask Riley

(Path 2: Anyone else as your homecoming date)

If either Emily or Penelope are your date (or if you go alone), you will always finish the night with Riley when you end the free roam.

If you go with anyone else, you can still ditch them by finding Riley.

Day 11 – Homecoming free roam, gym left side

- Click on Aubrey and Riley taking pictures

Day 11 – Homecoming free roam, gym entrance, with Riley (conversation 166):

- Alright, let's go.
-

Reignition



“Kiss Emily back”

Agree to meet when Emily calls you crying, then kiss her.

Day 3 – Corridor, with Emily (conversation 30): [optional]

- Okay, I guess

Day 7 – Dorm, calling Emily (conversations 92 and 93):

- Accept call
- Fine, I’ll come [only if you didn’t go through the step of Day 3]

Day 7 – Emily’s place (conversation 94):

- Kiss her back
-

Relight the fire



“Tell Julia about Emily”

Go shopping with Julia, then during the car conversation tell her about Emily.

Day 4 – Calling Julia (conversation 47):

- Answer
- Shopping sounds great.

Day 5 – Shopping with Julia (conversation 54):

- Tell Julia about Emily
-

Rematch



“Tell Julia about Chloe then buy her the volleyball”

Go shopping with Julia, then during the car conversation tell her about Chloe and buy her the volleyball.

Day 4 – Calling Julia (conversation 47):

- Answer
- Shopping sounds great.

Day 5 – Shopping with Julia (conversation 54):

- Tell Julia about Chloe

- Buy it
-

Romeo



“Kiss Lauren in the park”

Impress Lauren in your first meeting at the park (be nice and don't mention your ex), then kiss her.

Day 2 – in the park, with Lauren (conversation 16):

- Yet, you're here with me
 - I've broken into an Ikea
 - Kiss her
-

Seems fishy



“Don't meet Grayson”

When Grayson invites you to meet him at midnight, stay home instead.

Day 7 – Dorm, before meeting Grayson (conversation 101):

- Stay home
-

Silverback



“Pledge to the Apes”

Meet Grayson at midnight, then pledge to the Apes the next day.

Day 7 – Dorm, before meeting Grayson (conversation 101):

- Meet Grayson

Day 8 – Dorm (conversation 138):

- Pledge to the Apes

Slow and steady



“End homecoming with Lauren”

Take Lauren as your homecoming date (must be in a relationship with her, or kissed her before, or have KCT Loyal).

You will need to take Lauren to the homecoming, and there are two main paths to achieve this. Either keep a relationship with her (Path 1), or kiss her on the beach (Path 2). If you do neither, she will still agree to go with you if you have KCT Loyal when you ask.

(Path 1: Relationship with Lauren)

Follow the same steps as in the “A new beginning” achievement. Then you will mostly need to avoid certain choices.

Day 4 – Date with Lauren (conversations 50 and 51):

- If you had had sex with Aubrey earlier that day, Don't tell Lauren.
- If you reach under her skirt, Stop when she asks.

If you messed up and told Lauren about Aubrey, follow path 2a in the “On the low” achievement to apologize.

Day 9 – Lauren’s room (conversation 132):

- If you had sex with Emily during Day 7, Deny the cheating **OR**
- Come clean about Emily and tell Lauren it won't happen again [must have KCT Loyal]

(Path 2: Kiss Lauren on the beach)

You can go on a beach trip with Lauren without having started a relationship, but you will still need KCT Loyal to kiss her.

Day 9 – Dorm, texting Lauren (conversation 134):

- Sounds good, when were you thinking?

Day 9 – Beach date with Lauren (conversations 136 and 137):

- You're cute. [must have KCT Loyal]
- Kiss her

(After either Path 1 or Path 2)

Day 10 - Dorm, choosing a girl for homecoming (conversation 149):

- Choose Lauren

Day 11 – Homecoming free roam, dance floor

- Click on Lauren to end the free roam
-

Snitch



“Tell the school”

Instead of fighting Adam, tell the school about him.

Day 6 – Outside Adam’s room (conversations 75 and 76):

Don’t fight Adam, so do one of two things:

- Confront Adam, then Talk to him, then Threaten to tell school, **OR**
- Leave it

- Tell the school

Strike



“Kiss Penelope after bowling”

Encourage Penelope to go bowling when you meet her at the cafe, then kiss her after the date.

The easiest way to reach this achievement is by not making Penelope angry at the clothing store, or by shopping with Aubrey instead (Day 3, conversations 33-37).

If you did cause Penelope to leave the store, see the achievement "Keen eye" for how to apologize, then follow with (still in conversation 58):

- Grab her hand
- Don't kiss her

At any rate, carry on with the following.

Day 5 – Cafe, with Penelope (conversation 60):

- You wanna go bowling?
- Encourage her

Day 8 – Bowling, with Penelope (conversation 106):

- Kiss her

The notorious



“Beat Tom on hard difficulty”

The fight with Tom is the first one, the day after the Apes rush party.

Day 3 – walking outside, with Tom (conversation 25):

- Shout back

- Beat tom [on Hard difficulty]
-

True to self



“Walk home with Riley”

Ask Riley a question during the Wolves rush party, then walk her home.

Day 8 – Wolves party free roam, with Riley and Finn (conversation 111):

- Ask Riley a question

If you’ve met with Grayson and told him you’d join the Apes in conversation 102, do **not** take Riley to the upstairs office during the Wolves rush party.

Day 8 – End of the Wolves party (conversation 121):

- Walk Riley home
-

Truth hurts



“Tell Lauren about Aubrey”

Have sex with Aubrey after climbing up to her room, then tell Lauren about it before the movie date (must have the **A new beginning** achievement).

Perform the same steps as in the “A new beginning” achievement to start a relationship with Lauren.

Day 4 – Meeting Aubrey (conversation 45):

- Kiss her

Day 4 – Date with Lauren (conversation 50):

- Tell her what happened
-

Wolfpack



“Pledge to the Wolves”

If you meet Grayson at midnight, choose to pledge to the Wolves the next day instead. Otherwise, you will earn the achievement automatically when you join the Wolves.

Day 8 – Dorm (conversation 138): [only required if you met Grayson at midnight in conversation 101]

- Pledge to the Wolves

Act 2

Back down



“Punch the guy in the hallway”

After the Viking re-enactment class, punch the angry guy in the hallway (timed response)

Day 17 – Hallway, with the angry guy (conversation 224):

- Punch the guy [timed response]

Bros before blows



“Don’t fight Imre at the brawl”

Refuse to fight Imre during the Freshman Brawl (must be in the Apes route).

Must be on the Apes route (see the Silverback achievement)

Day 19 – Freshman Brawl (conversation 270):

- Don’t fight

Cheat day



“Skip the gym and get with Riley”

The day of the Freshman Brawl, skip the gym and join Riley when she texts you (must have taken her as your homecoming date, or entered her room after the **True to self** achievement)

Must be in a relationship with Riley. There are two paths to achieve this: pursue her after the Wolves rush party, or take her as your homecoming date.

(Path 1)

Follow the same steps as in the “Lips don’t lie” achievement. [only required if you’re not going to have KCT Confident on Day 8]

Then follow the same steps as in the “True to self” achievement.

Day 8 – After Wolves rush party, with Riley (conversation 123):

- Start flirting

Day 8 – Riley’s dorm (conversation 124): [requires KCT Confident if you didn’t go through the steps in the “Lips don’t lie achievement]

- Yeah, I'd like that

(Path 2)

Day 10 – dorm, choosing a girl for homecoming (conversation 149): [must not be in a relationship with Lauren, and must have KCT Confident if you didn't go through Path 1]

- Choose Riley

(After either Path 1 or Path 2)

Day 19 – Gym (conversation 251):

- Skip the gym

Day 19 – Texting Riley (conversation 253):

- Well you shoulda led with that!
-

Family secrets



“Find out Nora and Ms. Rose’s connection”

During class after the skatepark scene, ask Ms. Rose about Nora (must be in the Wolves route).

Must be on the Wolves route (see the Wolfpack achievement)

Day 22 – In class, with Ms. Rose (conversation 305):

- Ask about Nora
-

Forbidden romance



“Kiss Ms. Rose”

Make a move on Ms. Rose after the altercation outside her new house (must be in the Wolves route).

Must be on the Wolves route (see the Wolfpack achievement)

Day 21 – Ms. Rose’s house (conversation 299):

- Make a move
-

Fright club



“Don’t fight Ryan at the brawl”

Refuse to fight Ryan during the Freshman Brawl (must be in the Wolves route).

Must be on the Wolves route (see the Wolfpack achievement)

Day 19 – Freshman Brawl (conversation 269):

- Don’t fight
-

Get a room



“Stay with Amber at Josh’s”

After Josh’s drug deal, accept Amber’s invitation upstairs (must have the **Ecstatic** achievement or KCT Popular).

Follow the same steps as in the “Ecstatic” achievement. [only required if you’re not going to have KCT Popular on Day 14]

Day 14 – Josh’s place, with Amber (conversation 196): [must have KCT Popular if you didn’t go through the “Ecstatic” achievement]

- Go with her
-

Getting clean



“Have fun in the bathroom”

Walk Aubrey home when she interrupts your call with Lauren then join her in the bathroom (must have gone through one of her sex scenes before and not simped).

Day 4 – Chicks place, with Aubrey (conversation 45): [this step is optional, but if you miss it you will need to go through her sex scene in Day 6]

- Kiss her

Day 7 – Texting and meeting Aubrey (conversations 97 through 99): [only required if you didn’t go through her sex scene on Day 4]

- Yeah, sure.
- A few different girls. [if you have KCT Popular you can also reply “No one, really.”]
- I think you know [if you have KCT Popular you can also reply “You got me.”]

Day 8 – Wolves rush party, upstairs office, with Aubrey (conversation 118): [only required if you took Aubrey upstairs]

- He turned down a threesome?!

Day 20 – Room, with Lauren/Aubrey (conversation 282):

- Walk her home

Day 20 – Chicks' house, with Aubrey (conversation 285):

- Ask to watch
-

Golden boy



“Beat Imre on hard difficulty at the brawl”

Beat Imre during the Freshman Brawl (must be on the Apes route).

Must be on the Apes route (see the Silverback achievement)

Day 19 – Freshman Brawl (conversation 270):

- Fight
 - Win fight (on Hard difficulty)
-

Hard decisions



“Tell Chloe what Nora said”

During the Deers charity event, ask Nora about sorority life, then tell Chloe about it (must talk to Nora before interacting with Chloe).

The steps before Day 23 are not all mandatory, the only requirement is that Chloe is pleased by then.

Day 5 – Josh's party (conversation 62): [You don't have to attend the party, but if you do you must refuse to play bangolo otherwise you will anger Chloe later in the day]:

- I should stop here.
- Sorry, I really can't.

Day 5 – Chicks place, with Chloe (conversation 65):

- I believe you [pleases Chloe]

Day 6 – Swimming pool, with Chloe (conversations 83 and 84): [the swimming pool scene is optional, you simply must avoid angering Chloe if you do go through it]

- Trust her, **OR**
- Follow her but then Leave [otherwise you will anger Chloe]

Day 8 – Wolves rush party free roam, with Chloe (conversation 114): [only required if Chloe is still upset at this point]

- Nora's being stupid. [pleases Chloe, otherwise you will anger Chloe]

Day 11 – Homecoming free roam, with Chloe and Ryan (conversation 170): [if Chloe is not your date; only required if Chloe is still upset at this point]

- Defend Chloe [pleases Chloe]

Day 23 – Deers free roam, sack game, with Nora (conversation 333):

- Ask about sorority life

Day 23 – Deers free roam, entrance, with Chloe (conversation 324):

- Tell Chloe about Nora

Helping hand



“Help Nora hand out flyers for the trip”

When Nora tells you about the Europe trip, help her with the flyers.

Day 15 – Hallway, with Nora (conversation 200):

- Help Nora

Ip man



“Win the alley fight”

Join Josh for his drug deal, then win the fight and duck the attack with the pipe (timed response).

Day 14 – Meeting Josh (conversation 191):

- Agree to help

Day 14 – Drug deal, with Josh, fighting Lars and Joe (conversation 194):

- Win fight
- Duck [timed response]

King of the North



“The King is heading North”

During the Viking re-enactment in History class, recognize the King, then head North.

Day 17 – History class, with Cameron/Penelope (conversation 223):

- Recognize the King
- ...
- North

Lights out



“Beat Ryan on hard difficulty at the brawl”

Beat Ryan during the Freshman Brawl (must be on the Wolves route).

Must be on the Wolves route (see the Wolfpack achievement)

Day 19 – Freshman Brawl (conversation 269):

- Fight
- Win fight [on Hard difficulty]

Lucky 7



“Flashing lights at the arcade”

Meet Emily at the arcade, then make it more fun and wait for her to lose a dare (must have forgiven Emily, but not be in a relationship with her)

Day 3 – Corridor, with Emily (conversation 30):

- Okay, I guess

Day 7 – Dorm, calling Emily (conversation 92):

- Reject call

Day 13 – Room, texting Emily (conversation 188):

- Sure! Sounds like fun. I can be there in a few minutes

Day 13 – Arcade, with Emily (conversation 190):

- Make it more fun
-

On the court



“Have a rematch with Chloe”

When you run into Aubrey and Chloe in the hallway, ask her for a rematch (if she’s mad at you, must have KCT Popular, call her sexy and ask her how she is).

Day 22 – Hallway, with Aubrey/Chloe (conversations 304 and 309): [these steps, alongside KCT Popular, are only required if Chloe is upset. See the achievement “Homecoming queen” for how to avoid that]

- Sexy
- Ask Chloe how she is

Day 22 – Hallway, with Chloe (conversation 309 or 311):

- Have a Rematch
-

Rawr I’m a lion



“Tell Lauren you like lions”

When Lauren calls you from the train, play Favorites and say you like lions.

Day 20 – Room, calling Lauren (conversations 279 and 281):

- Favorites
 - ...
 - Lion
-

Relaxing day



“Have fun with Aubrey at the lake”

During the lake free roam, find Aubrey and join her (must have gone through one of her sex scenes before and not simped).

Day 4 – Chicks place, with Aubrey (conversation 45): [this step is optional, but if you miss it you will need to go through her sex scene in Day 6]

- Kiss her

Day 7 – Texting and meeting Aubrey (conversations 97 through 99): [only required if you didn’t go through her sex scene on Day 4]

- Yeah, sure.
- A few different girls. [if you have KCT Popular you can also reply “No one, really.”]

- I think you know [if you have KCT Popular you can also reply “You got me.”]

Day 8 – Wolves rush party, upstairs office, with Aubrey (conversation 118): [only required if you took Aubrey upstairs]

- He turned down a threesome?!

Day 16 – Lake free roam, with Aubrey (conversation 221):

- Join her

Rough rider



“Have fun with the skatepark”

Accept Amber’s advances during the skatepark scene (must have KCT Popular or bunked homecoming with her).

The steps in Days 10 through 14 are optional, but you will require KCT Popular during Day 21 if you don’t go through them.

Day 10 – Dorm, choosing a girl for homecoming, then meeting Amber (conversations 149 and 150): [must have KCT Popular and not be in a relationship with Lauren]

- Choose Amber
- Alright, I’m in

Day 14 – Josh’s place, with Amber (conversation 196): [if you have KCT Popular or went through Amber’s first sex scene]

- Go with her

Day 21 – Skatepark, with Amber (conversation 304): [must have KCT Popular if you didn’t go through the previous steps]

- Let her

Second date



“Get a second date with Evelyn”

The day of the Freshman Brawl, hit the gym and convince Evelyn to get a second date (must have talked about her dreams and kissed her at the end of the first date).

Day 3 – Clothing store, with either Aubrey or Penelope (conversation 34 or 36): [the steps of Day 3 are entirely optional]

- Peek
- Risk it [repeat until you get caught]

Day 3 – Clothing store, with Evelyn (conversation 38):

- Make a move
- Be smart

Day 4 – Gym, with Evelyn (conversation 42): [only if you didn't go through the steps of Day 3]

- Approach her
- Be smart

Day 7 – Running workout, calling Evelyn (conversation 91):

- It'll be a nice dinner.

Day 7 – Restaurant date, with Evelyn (conversation 95):

- Ask about her dreams


Day 19 – Outside gym (conversation 251):

- Hit the gym

Day 19 – Gym, with Evelyn (conversation 252):

- Convince her

Text with an S

	<p>“Return to sender”</p> <p>The day Penelope tells you she's in trouble for hacking the school, reply to Amber's text with a dick pic (must not be in a relationship with Lauren)</p>
---	---

Must not be in a relationship with Lauren by this point.

Day 13 – Room, texting Amber (conversation 187):

- Wanna see what thinking about you has done to me?
-

The wrong time



“Don’t kiss Lindsey”

When Lindsey texts you at the park on the day of the Freshman Brawl, agree to meet. Let her grab your hand but then pull away.

Day 19 – Park, texting Lindsey (conversation 257):

- Hell yeah! Be right there, Linds!

Day 19 – Chicks house, with Lindsey (conversation 259):

- Let Lindsey grab your hand
 - Pull away
-

Thick and thin



“Help Penelope”

When Penelope tells you she’s in trouble for hacking the school, offer to help her.

Day 13 – Penelope’s room (conversation 184):

- Offer to help Penelope
-

Up for more



“Flirt with Chloe”

Get a restaurant date with Chloe over text, then flirt with her when you meet (this step happens automatically if you ended homecoming with her).

Must have finished homecoming night with Chloe, or at least not have made her upset (see the achievement “Homecoming queen”)

Day 15 – Room, texting Chloe (conversation 202): [only required if you didn’t end homecoming with Chloe]

- I’m actually getting hungry. Wanna go grab a bite?

Day 15 – Japanese restaurant, with Chloe (conversation 203): [only required if you didn’t end homecoming with Chloe]

- Flirt with Chloe