

Donkey Kong Country "Aquatic Ambience"

Metal Cover
ToxicxEternity

Rhythm GTR 1	Rhythm GTR 2	Acoustic GTR 1	Acoustic GTR 2	Center Lead	Harmony 1	Harmony 2
Dropped C	Dropped C	Dropped C	Dropped C	Dropped C	Dropped C	Dropped C
① = D ④ = C	① = D ④ = C	① = D ④ = C	① = D ④ = C	① = D ④ = C	① = D ④ = C	① = D ④ = C
② = A ⑤ = G	② = A ⑤ = G	② = A ⑤ = G	② = A ⑤ = G	② = A ⑤ = G	② = A ⑤ = G	② = A ⑤ = G
③ = F ⑥ = C	③ = F ⑥ = C	③ = F ⑥ = C	③ = F ⑥ = C	③ = F ⑥ = C	③ = F ⑥ = C	③ = F ⑥ = C

♩ = 143

Intro

1 2 3 4

od.g... T A B 4/4

dist... T A B 4/4

s.guit. T A B 4/4

s.guit. T A B 4/4

od.g... T A B 4/4

od.g... T A B 4/4

od.g... T A B 4/4

let ring

17-13-14-17-13-14-17-13-14-17-13-14-17-13-14-17-13-14

5 **P.M.** 6 7 8

od.guit. TAB (0) (0) (0) l. 0-0 (1) (3) (3) (1) (1) (3) (3) (1)

dist.guit. TAB (0) (0) (0) l. 0-0 (1) (3) (3) (1) (1) (3) (3) (1)

s.guit. TAB

s.guit. TAB

od.guit. *let ring*-----+ P H P P H P P H P
 TAB 17 13 13 14 17 13 13 14 15-13 15-17 15-14 15 17 15-13 15-17 15-14 15 17 15-13 15-17 15-14 15 17

od.guit. TAB

od.guit. TAB

9 **P.M.** 10 11 12

od.guit. **T** (1) **A** (3) **B** (3) (1) **0** **0** **0** **0** **0** **0**

l. **0** **0**

dist.guit. **T** (1) **A** (3) **B** (3) (1) **0** **0** **0** **0** **0** **0**

l. **0** **0**

s.guit. **T** **A** **B**

s.guit. **T** **A** **B**

od.guit. **T** **A** **B** **15** **13** **15** **17** **15** **14** **15** **17** **17** **13** **13** **14** **17** **13** **13** **14** **17** **13** **13** **14** **17** **13** **13** **14** **17** **13** **13** **14** **17** **13** **13** **14**

let ring -----

od.guit. **T** **A** **B**

od.guit. **T** **A** **B**

od.guit. **T** **A** **B**

13 **P.M.** 14 15 16

od.guit. TAB

dist.guit. **P.M.**

s.guit. TAB

s.guit. TAB

od.guit. *let ring*

od.guit. TAB

od.guit. TAB

Intro cont.

17 P.M. 18 P.M. 19

od.guit. TAB (1) (3) (3) (1) 5 5 5 5 5 5 5 5 5 5 5 5 5 5 5 5

dist.guit. TAB (1) (3) (3) (1) 5 5 5 5 5 5 5 5 5 5 5 5 5 5 5 5

s.guit. TAB

s.guit. TAB

od.guit. P H P *let ring* 15 13 15 17 15 14 15 17 15 19 17 19 15 19 17 19 15 19 17 19 15 19 17 19

od.guit. TAB

od.guit. TAB

23 P.M.----- 24 P.M.----- 25

od.guit. TAB 7 7 2 2 2 2 2-2-2-2 2-2-2-2 2 2 2 2 2-2-2-2 2-2-2-2

dist.guit. TAB 7 7 2 2 2 2 2-2-2-2 2-2-2-2 2 2 2 2 2-2-2-2 2-2-2-2

s.guit. TAB

s.guit. TAB

od.guit. P 18 17 19 17 19 17 18 17 19 17 19 17 18 17 19 17 19 17

od.guit. TAB

od.guit. TAB

29 **P.M.** **P.M.-----4** 30 **P.M.** **P.M.** 31 **P.M.** **P.M.-----4**

od.guit. **T**
A
B

dist.guit. **T**
A
B

s.guit. **T**
A
B

s.guit. **T**
A
B

od.guit. **T**
A
B

od.guit. **T**
A
B

od.guit. **T**
A
B

od.guit. **T**
A
B

Main Riff

♩ = 120

P.M.

P.M.

♩ = 100

♩ = 75

♩ = 100

♩ = 143

od.guit.

Tab for overdrive guitar (od.guit.) showing fret numbers (2, 2, 2, 2, 2) and a double bar line at measure 35. The notation includes a 'T' for tremolo and 'A' for a specific effect.

P.M.

P.M.

dist.guit.

Tab for distortion guitar (dist.guit.) showing fret numbers (2, 2, 2, 2, 2) and a double bar line at measure 35. The notation includes a 'T' for tremolo and 'A' for a specific effect.

s.guit.

Tab for solo guitar (s.guit.) showing fret numbers (5, 5) and a double bar line at measure 35. The notation includes a 'T' for tremolo and 'A' for a specific effect.

s.guit.

Tab for solo guitar (s.guit.) showing fret numbers (0, 6, 7, 7, 0, 6, 7, 7, 0, 6, 7, 7) and a double bar line at measure 35. The notation includes a 'T' for tremolo and 'A' for a specific effect.

od.guit.

Tab for overdrive guitar (od.guit.) showing a double bar line at measure 35. The notation includes a 'T' for tremolo and 'A' for a specific effect.

od.guit.

Tab for overdrive guitar (od.guit.) showing fret numbers (18-17, 19, 17-19-17, 19, 17, 18-17, 19, 17-19-17, 19, 17, 17) and a double bar line at measure 35. The notation includes a 'T' for tremolo and 'A' for a specific effect.

od.guit.

Tab for overdrive guitar (od.guit.) showing fret numbers (13-12, 14, 14, 16-14, 14, 12, 13-12, 14, 14, 16-14, 14, 12, 12) and a double bar line at measure 35. The notation includes a 'T' for tremolo and 'A' for a specific effect.

	37	38	39	40
od.guit.	TAB			
dist.guit.	TAB			
s.guit.				
s.guit.				
od.guit.				
od.guit.				
od.guit.				

41 42 43 44

od.guit. TAB

dist.guit. TAB

s.guit. TAB

s.guit. TAB

od.guit. TAB

od.guit. TAB

od.guit. TAB

45 46 47 48

od.guit. TAB

dist.guit. TAB

s.guit. TAB

s.guit. TAB

od.guit. TAB

od.guit. TAB

od.guit. TAB

0 6 7 0 6 7 0 6 7 3 1 3 2 3 1 3 2 3 5

P H P P H P

(17) (17) (17) 24 (24)

(8) (6) 5 6 8 5 6 5 6 (6) (5)

(8) (6) 5 6 8 5 6 5 (6) (5)

Main Riff cont.

49 50 51 52

od.guit. TAB

dist.guit. TAB

s.guit. TAB

s.guit. TAB

od.guit. TAB

od.guit. TAB

od.guit. TAB

	53	54	55	56
od.guit.	TAB			
dist.guit.	TAB			
s.guit.	<p>□ □ V □ V □ V □ □ □ V □ □ V □ V □ □ □ V</p>			
s.guit.				
od.guit.	TAB			
od.guit.	TAB			
od.guit.	TAB			

Verse

57 58 59 60 61

od.guit. TAB

dist.guit. TAB

s.guit. TAB

s.guit. TAB

od.guit. TAB

od.guit. TAB

od.guit. TAB

The image displays a multi-track guitar tablature for a 'Verse' section, spanning measures 57 to 61. The tracks are organized as follows:

- od.guit. (overdrive guitar):** Two empty TAB staves.
- dist.guit. (distortion guitar):** Two empty TAB staves.
- s.guit. (solo guitar):** Two tracks with detailed notation:
 - The upper track shows fret numbers (3, 0, 2, 2) and techniques like palm mutes (P) and vibrato (V). It includes a triplet of (3) in measure 58 and a triplet of (2) in measure 59.
 - The lower track shows fret numbers (6, 5, 7, 5, 7, 5) and techniques like palm mutes (P) and vibrato (V). It includes a triplet of (5) in measure 58 and a triplet of (7) in measure 59.
- Additional od.guit. tracks:** Three more empty TAB staves at the bottom of the page.

	62	63	64	65
od.guit.	TAB			
dist.guit.	TAB			
s.guit.				
s.guit.				
od.guit.				
od.guit.	TAB			
od.guit.	TAB			

	66	67	68	69
od.guit.	TAB			
dist.guit.	TAB			
s.guit.				
s.guit.				
od.guit.				
od.guit.	TAB			
od.guit.	TAB			

	70	71	72	73
od.guit.	T A B			
dist.guit.	T A B			
s.guit.	<p>V □ □ □ V □ □ V □ V □ V □ □ V □ □ V □</p>			
s.guit.	<p>0 6 7 6 7 7 3 1 P H P 3 1 P H P 3 1 P H P 3 1</p>			
od.guit.	<p>(8) 10 8 10 (10) 5 7 3 (3) 8 10 6 (6) 5 7 3</p>			
od.guit.	T A B			
od.guit.	T A B			

Pre-Chorus

74 75 76 77

od.guit. TAB

dist.guit. TAB

s.guit. V □ □ □ V □ □ V □ V □ V □ □ V □ □ V □ V □

(1) 1 1 1 1 1 1 || 8 8 8 8 8 8 (8) 8 8 8 8 8 8 8 8 8 8 8 8 8 8

(3) 3 3 3 3 3 3 || 7 7 7 7 7 7 (7) 7 7 7 7 7 7 7 7 7 7 7 7 7 7

(3) 3 3 3 3 3 3 || 5 5 5 5 5 5 (5) 5 5 5 5 5 5 5 5 5 5 5 5 5 5

(1) 1 1 1 1 1 1 || 5 5 5 5 5 5 (5) 5 5 5 5 5 5 5 5 5 5 5 5 5 5

P H P

3 1 3 5 3 2 3 5 3 7 5 7 3 7 5 7 (7) 7 5 7 3 7 5 7 (7) 7 5 7 3 7 5 7 (7) 7 5 7 3 7 5 7

od.guit. TAB (3)

od.guit. TAB 7 5 7 5 7 (7) 5 5 (5) 7 5 7 5 10

od.guit. TAB 6 5 6 5 6 (6) 5 7 (7) 6 5 6 5 8

	78	79	80	81
od.guit.	TAB			
dist.guit.	TAB			
	V	□	□	□
s.guit.	(8) 8 8 8 8 8 3 3 3 3 3 3 (3) 3 3 3 3 3 3 3 3 3 3 3	(7) 7 7 7 7 7 0 0 0 0 0 0 (0) 0 0 0 0 0 0 0 0 0 0 0 0	(6) 5 5 5 5 5 2 2 2 2 2 2 (2) 2 2 2 2 2 2 2 2 2 2 2 2	(5) 5 5 5 5 5 2 2 2 2 2 2 (2) 2 2 2 2 2 2 2 2 2 2 2 2
		P	P	P
s.guit.	3 7 5 7 3 7 6 5 7 5 7 5 6 5 7 5 7 5 6 5 7 5 7 5			
od.guit.	TAB			
od.guit.	(10) 8 7 5 (4) (4) (4)			
od.guit.	(8) 6 5 8 (8) (8) (8)			

	82	83	84	85	
od.guit.	TAB				
dist.guit.	TAB				
	V	□	□	□	
	□	V	□	□	
	□	□	V	□	
	□	□	□	V	
s.guit.	(3) 3 3 3 3 3 3 8 8 8 8 8 8 (8) 8 8 8 8 8 8 8 8 8 8 8 8	(0) 0 0 0 0 0 0 7 7 7 7 7 7 (7) 7 7 7 7 7 7 7 7 7 7 7 7	(2) 2 2 2 2 2 2 5 5 5 5 5 5 (5) 5 5 5 5 5 5 5 5 5 5 5 5	(2) 2 2 2 2 2 2 5 5 5 5 5 5 (5) 5 5 5 5 5 5 5 5 5 5 5 5	(2) 2 2 2 2 2 2 5 5 5 5 5 5 (5) 5 5 5 5 5 5 5 5 5 5 5 5
	P	P			
s.guit.	6 5 7 5 7 5 3 7 5 7 3 7 5 7 (3) 7 5 7 7 5 7 (3) 7 5 7 7 5 7				
od.guit.	TAB				
od.guit.	(4)	10 8 10 8 10 (10) 8 8 (8) 10 8 10 8 13			
od.guit.	(8)	18 17 18 17 18 (18) 17 19 (19) 18 17 18 17 20			

Verse Heavy

od.guit. TAB 89 3 3 5 5 3 3 P.M. P.M.----+ 90 3 3 5 5 3 3 5 5 3 3 5 5 3 3 5 5 91 0 0 0 0 P.M.

dist.guit. TAB 3 3 5 5 3 3 P.M. P.M.----+ 3 3 5 5 3 3 5 5 3 3 5 5 3 3 5 5 P.M.

s.guit. TAB

s.guit. TAB

od.guit. TAB 15 15 14 full

od.guit. TAB 13 13 13 13 (13) P.M. P.M.-----+ 9 10 7 7 9 10 7 7

od.guit. TAB 15 15 15 (15) P.M.

92 93 94 95

od.guit. P.M. P.M.·4 P.M.

dist.guit. P.M. P.M.·4 P.M.

s.guit.

s.guit.

od.guit. (14) 17 15 17 18 18 (18) full 18-17 13 (13) 13 15 10

P.M.-----

od.guit. 9 10 7 7 9 10 7 7 9 10 7 7 9 10 7 7 7 5 8 5 8 7 8 5

od.guit.

96 97 98

od.guit. P.M. P.M. PH

dist.guit. P.M. P.M. PH

s.guit.

s.guit.

od.guit. P.M.

od.guit.

od.guit.

96 97 98

od.guit. P.M. P.M. PH

dist.guit. P.M. P.M. PH

s.guit.

s.guit.

od.guit. P.M.

od.guit.

od.guit.

	99		P.M.	100		101		P.M.	102		P.M. +4
od.guit.	TAB	(0) (0) (0)		0 0 (0) 0 0 (0)		(0) (0) (0)		0 0 (0) 0 0 (0)		5-7 5-7	
	l.					l.		l.			
dist.guit.	TAB	(0) (0) (0)		0 0 (0) 0 0 (0)		(0) (0) (0)		0 0 (0) 0 0 (0)		5-7 5-7	
	l.					l.		l.			
s.guit.	TAB										
s.guit.	TAB										
od.guit.	TAB	(10)	15	15	14	(14)	17-15-17	18-20	(20)	17-20	22
			full								
	P.M.	-----									
od.guit.	TAB	9-10-7	7	9-10-7	7	9-10-7	7	9-10-7	7	9-10-7	7
od.guit.	TAB	-		-		-		-		-	

103 **P.M.** 104 105 **P.M.** 106 **P.M.** P.M.-----4 PH----4

od.guit. TAB (8) (8) (8) (8) (8) (8) (8) (8) 10 (8) (8) (8) 5 5 7 5 7-<19> 7

dist.guit. TAB (8) (8) (8) (8) (8) (8) (8) (8) 10 (8) (8) (8) 8 7 8 7 8-<20> 8

s.guit. TAB

s.guit. TAB

od.guit. TAB (18) 13 15 10 (10) 20 22 18 (18) 13 15 10 (10)

P.M.-----4

od.guit. TAB 7 5 8 5 8 7 8 5 7 5 8 7 8 5 7 5 8 7 8 5 7 5 8 7 8 5

od.guit. TAB

Chorus

The image displays a guitar tablature for a chorus section, spanning measures 107, 108, and 109. The notation is organized into several systems:

- od.guit. (overdub guitar):** Shows power chord patterns (5-5-5 and 5-5-5-5) with tremolos (marked with '7') in measures 107, 108, and 109.
- dist.guit. (distorted guitar):** Mirrors the overdub part with similar power chords and tremolos.
- s.guit. (solo guitar):** Two systems of empty staves are provided for the solo guitar.
- od.guit. (overdub guitar) - lower system:** Features a melodic line with notes 18-17-18, 17-18, and 19, including slurs and accents.
- od.guit. (overdub guitar) - middle system:** Shows a bass line with notes 11-10, 13-10, 11-10, and 12.
- od.guit. (overdub guitar) - bottom system:** Displays triplet patterns with notes 3, 5, and 3.

Measure numbers 107, 108, and 109 are indicated at the top of the first system. Dynamic markings 'P.M.' (pizzicato) are shown with dashed lines above measures 107 and 109.

110 P.M.----- 111 P.M.-----

od.guit. TAB γ 5 5 5 5 5 5 5 5 5 5 2 2 2 2 2 2 2 2

dist.guit. TAB γ 5 5 5 5 5 5 5 5 5 5 2 2 2 2 2 2 2 2

s.guit. TAB

s.guit. TAB

od.guit. TAB (20) 18 17 20 (20)

od.guit. TAB 11 10 13 10 11 10 10 18 17 19 17 19 17 19 17

od.guit. TAB 3 3 5 3 3 3 3 13 12 14 14 16 14 14 12

P P P P

112 P.M.----- 113 P.M.----- 114 P.M.-----

od.guit. TAB γ 2-2-2 2-2-2 2-2-2-2 2 2-2-2 2-2-2 2-2-2-2 2-2-2 2-2-2-2 2-2-2-2

dist.guit. TAB γ 2-2-2 2-2-2 2-2-2-2 2 2-2-2 2-2-2 2-2-2-2 2-2-2 2-2-2-2 2-2-2-2

s.guit. TAB

s.guit. TAB

od.guit. TAB (20) ■ ■

od.guit. TAB P 18-17 19-17 19-17 19-17 18-17 19-17 19-17 19-17 18-17 19-17 19-17 19-17

od.guit. TAB P 13-12 14-14 16-14 14-12 13-12 14-14 16-14 14-12 13-12 14-14 16-14 14-12

	115	P.M.	P.M.		116	P.M.		P.M.-----4	117	P.M.	P.M.	
od.guit.	TAB											
	5 5 5 5 5 5 5 5 5 5 5 5											
	5 5 5 5 5 5 5 5 5 5 5 5											
	P.M. P.M. P.M. P.M.-----4 P.M. P.M.											
dist.guit.	TAB											
	5 5 5 5 5 5 5 5 5 5 5 5											
	5 5 5 5 5 5 5 5 5 5 5 5											
	P.M. P.M. P.M. P.M.-----4 P.M. P.M.											
s.guit.	TAB											
s.guit.	TAB											
od.guit.	TAB											
	18 17 18 17 18 (18) 17 19 (19) 18 17 18 17 20											
	od.guit.											
	11 10 13 10 11 10 10 11 10 13 10 11 10 10 11 10 13 10 11 10 10											
	12 12 12											
	od.guit.											
	3 3 5 3 3 3 3 3 5 3 3 3 3 3 5 3 3 3											
	od.guit.											
	3 3 5 3 3 3 3 3 5 3 3 3 3 3 5 3 3 3											

Solo

The image displays a guitar solo section with six staves. The top two staves are for overdrive (od.guit.) and distortion (dist.guit.) guitar, both featuring identical tablature. The third and fourth staves are for clean guitar (s.guit.), which are currently empty. The fifth and sixth staves are also for overdrive guitar (od.guit.), with the fifth staff showing a sequence of notes (13, 13, 13, 13) and the sixth staff showing notes (15, 15, 15, 15). The solo begins at measure 121 and ends at measure 123. Measure 121 contains a triplet of eighth notes on the 3rd fret. Measure 122 contains a triplet of eighth notes on the 5th fret, followed by a triplet of eighth notes on the 3rd fret, and another triplet of eighth notes on the 5th fret. Measure 123 contains a triplet of eighth notes on the 3rd fret, followed by a triplet of eighth notes on the 5th fret, and a final triplet of eighth notes on the 3rd fret. The solo concludes with a double bar line and a final chord of open strings (0, 0, 0, 0). Pedal points (P.M.) are indicated above measures 121, 122, and 123. A half-note pickup ($\frac{1}{2}$) is shown above the final notes of the solo.

124 125 126 P.M. P.M. --4

od.guit. TAB (0) (0) (0) | (0) (0) (0) | 0 0 (0) 0 0 (0) | 5 7 5 7

dist.guit. TAB (0) (0) (0) | (0) (0) (0) | 0 0 (0) 0 0 (0) | 5 7 5 7

s.guit. TAB | | |

s.guit. TAB | | |

od.guit. TAB (17) 14 17 14 17-18-15 14 15 14 15-17-13 14 13 14 13-15 14 7 10 7 10 11

od.guit. TAB | | |

od.guit. TAB | | |

P.M. P.M.

127 **P.M.** 128 129 **P.M.**

od.guit. **T A B** **P.M.** **P.M.** **P.M.**

dist.guit. **T A B** **P.M.** **P.M.** **P.M.**

s.guit. **T A B**

s.guit. **T A B**

od.guit. **T A B** **P** **T** **H H** **T** **H H** **H** **H** **T** **P** **P** **T** **H** **P** **P** **P** **H** **H** **T** **H** **H** **H** **T** **H** **H** **T** **P** **P** **T** **H** **P** **P** **P** **H** **H** **T** **H** **H** **H** **H** **H** **T** **H** **H**

od.guit. **T A B** 10-8-10 5-7-10 5-8 10-8-5 7-10-7-5 5-7-10 5-8 12-8-5 7-10-7-5 5-7-10 8-5-8-12 8-5-8-12 5-7-10 5-8

od.guit. **T A B**

od.guit. **T A B**

130 P.M.-----4 PH -----4 131 P.M.

od.guit. TAB (10) 5 7 5 7<19>^ 7 0 0 0 0 0 0 0

dist.guit. TAB (12) 8 7 8 7 8<20> 8 0 0 0 0 0 0 0

s.guit. TAB

s.guit. TAB

od.guit. TAB T P P T H P P P H H T H H H H P P P H H P P 13-8-5 7-10-7-5 8-5-8-12 5-7-10 17-15-17 15 17-18-17-15 18-17-15-17-18 15-17-18-17

od.guit. TAB

od.guit. TAB

od.guit. TAB (0) (0) (0)

dist.guit. TAB (0) (0) (0)

s.guit. TAB

s.guit. TAB

od.guit. TAB
15 18-17-15-17-18 P H H H H P P P H H H P H H P H H P H H 15

od.guit. TAB -

od.guit. TAB -

P.M.

od.guit. TAB

P.M.

dist.guit. TAB

s.guit. TAB

s.guit. TAB

od.guit. TAB

od.guit. TAB

od.guit. TAB

od.guit. TAB (0) (0) (0) l. 5 5 7 7

dist.guit. TAB (0) (0) (0) l. 5 5 7 7

s.guit. TAB

s.guit. TAB

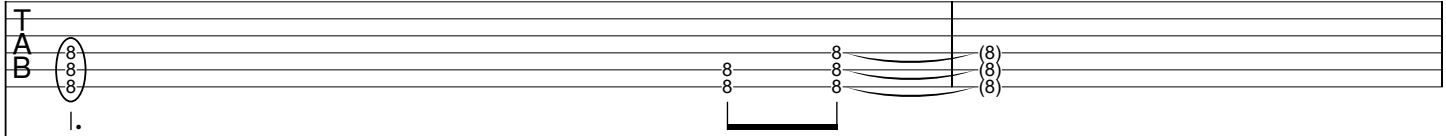
od.guit. TAB 15 17 13 15 17 15 13 17 15 13 15 17 13 13 15 17 15 13 17 13 15 17 15 13 17 13 15 17 15 13 15

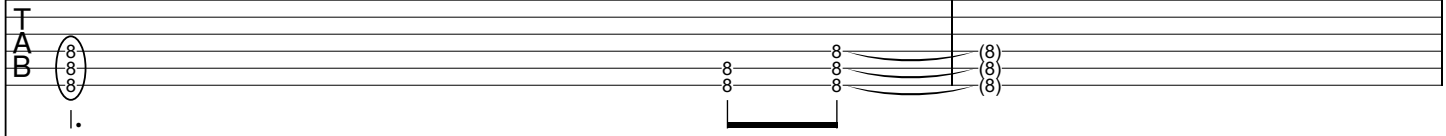
H H P P P H H H H H P P H H P P


od.guit. TAB


od.guit. TAB

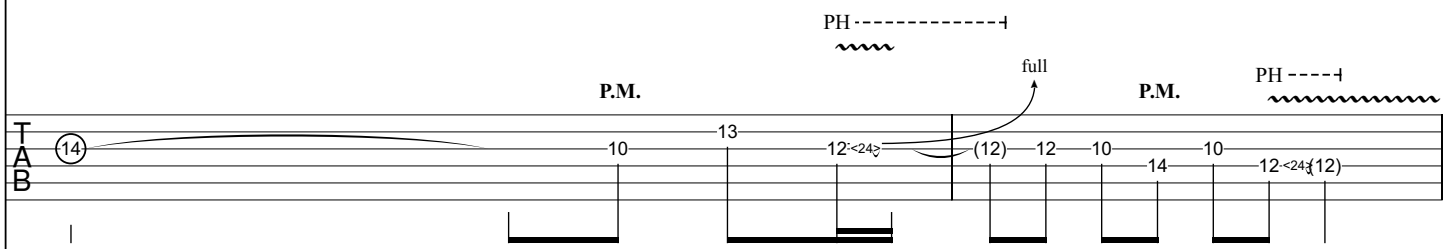
135 P.M. 136


od.guit. TAB 


dist.guit. TAB 

s.guit. TAB 

s.guit. TAB 

od.guit. 

od.guit. TAB 

od.guit. TAB 

137

od.guit. **TAB** **P.M.** 138 **P.M.** PH

dist.guit. **TAB** **P.M.** **P.M.** PH

s.guit. **TAB**

s.guit. **TAB**

od.guit. **TAB** **P.M.** H P

od.guit. **TAB**

od.guit. **TAB**

		142	P.M.-----4	143	P.M.-----4	144	P.M.-----4			
od.guit.	T									
	A	7			7			7		
	B	5-5-5	5-5-5	5-5-5-5	2	2-2-2	2-2-2	2-2-2	2-2-2	2-2-2-2
		5-5-5	5-5-5	5-5-5-5	2	2-2-2	2-2-2	2-2-2	2-2-2-2	
		P.M.-----4			P.M.-----4			P.M.-----4		
dist.guit.	T									
	A	7			7			7		
	B	5-5-5	5-5-5	5-5-5-5	2	2-2-2	2-2-2	2-2-2	2-2-2-2	
		5-5-5	5-5-5	5-5-5-5	2	2-2-2	2-2-2	2-2-2	2-2-2-2	
		P.M.-----4			P.M.-----4			P.M.-----4		
s.guit.	T									
	A									
	B									
s.guit.	T									
	A									
	B									
od.guit.	T	-			-			-		
	A									
	B									
od.guit.	T	-			-			-		
	A									
	B									
od.guit.	T	-			-			-		
	A									
	B									

Verse Outro

154 155 156 157

od.guit. TAB (5) (3) 3 3 3 3 5 5

dist.guit. TAB (5) (3) 3 3 3 3 5 5

s.guit. TAB 5 5 5 5 5 5 (5) 5 5 5 5 5 5 (6) 5 5 5 5 5 5 (7) 5 5 5 5 5 5 (7) 5 5 5 5 5 5 (7) 5 5 5 5 5 5 (7) 5 5 5 5 5 5 (7) 5 5 5 5 5 5

s.guit. TAB 0 6 7 7 0 6 7 7 0 6 7 7 0 6 7 7 0 6 7 7 0 6 7 7 0 6 7 7

od.guit. TAB 5 3 2 (2) (2) 5 3 5 6 8

od.guit. TAB (13)

od.guit. TAB (15)

	162	163	164	165
od.guit.	TAB			
dist.guit.	TAB			
s.guit.				
od.guit.	TAB	5 3 2	(2)	(2) 5 3 5 6 8
od.guit.	TAB	(3)	(3)	
od.guit.	TAB			
od.guit.	TAB			

	166	167	168	169
od.guit.	TAB			
dist.guit.	TAB			
s.guit.				
s.guit.				
od.guit.				
od.guit.	TAB			
od.guit.	TAB			

Verse Outro cont.

170 171 172 173

od.guit. TAB

dist.guit. TAB

s.guit. V □ □ □ V □ □ V □ V □ V □ □ V □ □ V □ V □

(1) 1 1 1 1 1 1 || 8 8 8 8 8 8 (8) 8 8 8 8 8 | 8 8 8 8 8 8

(1) 1 1 1 1 1 1 || 7 7 7 7 7 7 (7) 7 7 7 7 7 | (7) 7 7 7 7 7 7

(3) 3 3 3 3 3 3 || 5 5 5 5 5 5 (5) 5 5 5 5 5 5 | (5) 5 5 5 5 5 5

(1) 1 1 1 1 1 1 || 5 5 5 5 5 5 (5) 5 5 5 5 5 5 | (5) 5 5 5 5 5 5

P H P

3 1 3 5 3 2 3 5 || 3 7 5 7 3 7 5 7 (3) 7 5 7 7 5 7 (3) 7 5 7 7 5 7

od.guit. TAB (3)

od.guit. TAB 7 5 7 5 7 (7) 5 5 (5) 7 5 7 5 10

od.guit. TAB 6 5 6 5 6 (6) 5 7 (7) 6 5 6 5 8

	174	175	176	177
od.guit.	TAB			
dist.guit.	TAB			
	V □ □ □ V □ □ V □ V □ V □ □ □ V □ □ V □ V □			
s.guit.	(8) 8 8 8 8 8 3 3 3 3 3 3 (3) 3 3 3 3 3 3 3 3 3 3			
	(7) 7 7 7 7 7 0 0 0 0 0 0 (2) 2 2 2 2 2 2 (2) 2 2 2 2 2 2			
	(6) 5 5 5 5 5 2 2 2 2 2 2 (2) 2 2 2 2 2 2 (2) 2 2 2 2 2 2			
	(5) 5 5 5 5 5 2 2 2 2 2 2 (2) 2 2 2 2 2 2 (2) 2 2 2 2 2 2			
s.guit.	(3) 7 5 7 7 5 7 6 5 7 5 7 5 6 5 7 5 7 5 6 5 7 5 7 5			
	(7) 7 7 7 7 5 7 7 5 7 5 7 5 7 5 7 5 7 5 7 5 7 5 7 5			
	(6) 5 5 5 5 5 5 5 5 5 5 5 5 5 5 5 5 5 5 5 5 5 5 5 5			
od.guit.	TAB			
od.guit.	(10) 8 7 5 (4) (4) (4)			
od.guit.	(8) 6 5 8 (8) (8) (8)			

	182	183	184	185	
od.guit.	TAB				
dist.guit.	TAB				
	V	□	□	□	
	□	V	□	□	
	□	□	V	□	
	□	□	□	V	
	□	□	□	V	
s.guit.	(8) 8 8 8 8 8 3 3 3 3 3 3 (3) 3 3 3 3 3 3 3 3 3 3 3 3 3 3 3 3 3 3 3 3	(7) 7 7 7 7 7 0 0 0 0 0 0 (0) 0 0 0 0 0 0 0 0 0 0 0 0 0 0 0 0 0 0 0 0	(6) 5 5 5 5 5 2 2 2 2 2 2 (2) 2 2 2 2 2 2 2 2 2 2 2 2 2 2 2 2 2 2 2 2	(5) 5 5 5 5 5 2 2 2 2 2 2 (2) 2 2 2 2 2 2 2 2 2 2 2 2 2 2 2 2 2 2 2 2	
s.guit.	3 7 5 7 3 7 6 5 7 5 7 5 6 5 7 5 7 5 6 5 7 5 7 5 6 5 7 5 7 5 6 5 7 5 7 5	7 7 7 7 5 7 7 5 7 5 7 5 7 5 7 5 7 5 7 5 7 5 7 5 7 5 7 5 7 5 7 5 7 5 7 5			
od.guit.	TAB				
od.guit.	(10) 8 7 5 (4) ————— (4) ————— (4) —————				
od.guit.	(8) 6 5 8 (8) ————— (8) ————— (8) —————				

	186	187	188	189
od.guit.	TAB			
dist.guit.	TAB			
s.guit.	<p>V □ □ □ V</p>			
s.guit.	<p>P P</p>			
od.guit.	TAB			
od.guit.	TAB			
od.guit.	TAB			

190

TAB
TAB
TAB
TAB
TAB