

# Daughters

## John Mayer



Tenthumbspro.com  
For educational purposes only

Key: Bm

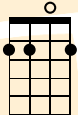
Harmony: Bm11, Em7, A7sus4, D, E7, Gm, A7, Dadd11, A13, Dsus2, Am11 (Am/D)  
Dadd9/F#

BPM: 42

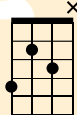
Video Tutorial: <https://www.youtube.com/watch?v=dzIqVcmCc14>

Chord Shapes:

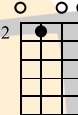
Bm11



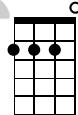
Em7



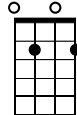
A7sus4



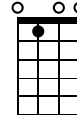
D



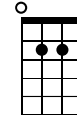
Em7



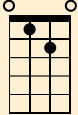
A7



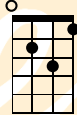
Dadd11



A13



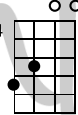
Gm



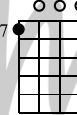
Dsus2



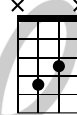
Dadd9/F#



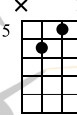
Am/D



Em(no5)



F#m(no5)



Chord Progression and Strum:

1 & 2 & 3 & 4 & 5 & 6 & | 1 & 2 & 3 & 4 & 5 & 6 & |  
**Bm11** | **Em7** |  
 D D U D U D D U D U | D D U D U D D U D U |

1 & 2 & 3 & 4 & 5 & 6 & | 1 & 2 & 3 & 4 & 5 & 6 & |  
**A7sus4** | **D** |  
 D D U D U D D U D U | D D U D U D D U D U |

Verse 2 Strum Pattern - Same progression:

1 & 2 & 3 & 4 & 5 & 6 & |  
**X**  
 D D D D D |

**Chorus Progression and Strum:**

1 & 2 & 3 & 4 & 5 & 6 & | 1 & 2 & 3 & 4 & 5 & 6 & |  
**Bm11**                    **E7**                    | **A7sus4**                    **D**                    |  
 D D U D U D D U D U | D D U D U D D U D U |

**Bridge Chord Progression: With riff at end**

1 & 2 & 3 & 4 & 5 & 6 & | 1 & 2 & 3 & 4 & 5 & 6 & |  
**Am/D**                    **Gm**                    | **D**                    |  
 D D U D U D D U D U | D D U D U D D U D U |

1 & 2 & 3 & 4 & 5 & 6 & | 1 & 2 & 3 & 4 & 5 & 6 & |  
**A13**                    **A7**                    | **Bm11**                    |  
 D D U D U D D U D U | D D U D U D D U D U |

1 & 2 & 3 & 4 & 5 & 6 & | 1 & 2 & 3 & 4 & 5 & 6 & |  
**Em7**                    | **Dsus2**                    |  
 D D U D U D D U D U | D D U D U D D U D U |

1 & 2 & 3 & 4 & 5 & 6 & |  
**Gm**                    |  
 D D U D U D D U D U |

**Intro Riff**

## Post Chorus Riff

Musical notation for the Post Chorus Riff. It consists of a treble clef staff with a key signature of two sharps (F# and C#) and a 4/4 time signature. The melody starts on the 9th fret with a Bm11 chord, followed by a triplet of eighth notes on the 10th fret (Em7), then a triplet of eighth notes on the 11th fret (A7sus4), and finally a half note on the 12th fret (D). The bass line starts on the 7th fret, moves to the 5th fret, then back to the 7th fret, and finally to the 5th fret. There are also some triplets and a half note in the bass line.

## Bonus Lick - played over the 6<sup>th</sup> beat in the verse

### Option Verse Walk Up

Musical notation for the Option Verse Walk Up. It shows a treble clef staff with a key signature of two sharps (F# and C#) and a 4/4 time signature. The melody starts on the 16th fret with a D chord, followed by a series of chords: Em(no5) and F#m(no5). The bass line starts on the 2nd fret, moves to the 2nd fret, then to the 3rd fret, and finally to the 5th fret. There are also some triplets and a half note in the bass line.

### [Intro]

**Bm11 Em7 A7sus4 D x2**

### [Verse 1]

**Bm11 Em7**

I know a girl

**A7sus4**

**D**

She puts the color inside of my world

**Bm11**

**Em7**

She's just like a maze

**A7sus4**

**D**

Where all of the walls all continually change

**Bm11**

**Em7**

I've done all I can

**A7sus4**

**D**

To stand on the steps with my heart in my hands

**Bm11**

**Em7**

Now I started to see

**A7sus4**

**D**

Maybe it's got nothing to do with me

### [Chorus]

**Bm11**

**E7**

**A7sus4**

**D**

So Fathers be good to your daughters



**A7 Dadd11 A7 A13**

Without warmth of a wo - man's good good

**[Instrumental - Piano Solo]**

**Bm11 E7 A7sus4 D**

Heart

**Bm11 E7 A7sus4 D**

**[Interlude - Same progression as chorus and piano solo]**

**Bm11 E7**

On behalf of every man

**A7sus4 D**

Looking out for every girl

**Bm1 E7 A7sus4 D**

You are the god and the weight of her world

**[Chorus]**

**Bm11 E7 A7sus4 D**

So Fathers be good to your daughters

**Bm11 E7 A7sus4 D**

Daughters will love like you do

**Bm11 E7 A7sus4 D**

Girls become lovers who turn into mothers

**Bm11 E7 A7sus4 D**

So mothers be good to your daughters too

**[Outro]**

**Bm11 E7 A7sus4 D**

So mothers be good to your daughters too

**Bm11 E7 A7sus4 D**

So mothers be good to your daughters too