

# Highway to Hell

AC/DC



Tenthumbspro.com  
For educational purposes only

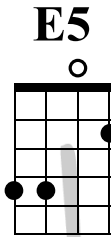
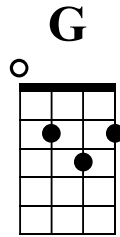
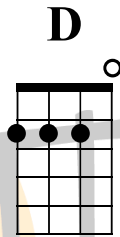
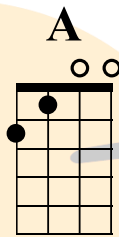
Key: A

Chords: A, G, D, E5

BPM: 116

Video Tutorial: <https://www.youtube.com/watch?v=SX2i0zTjTo>

Chord Shapes:



Strum Pattern: Repeat 4 times \* 4<sup>th</sup> time through only play the first 3 bars then switch the the End of Verse/Pre-Chorus

1 & 2 & 3 & 4 & |  
A |  
D D D |

: 1 & 2 & 3 & 4 &	1 & 2 & 3 & 4 &	1 & 2 & 3 & 4 &	1 & 2 & 3 & 4 & :
: D G	D G	D G D A	:
: D D D	D D D	D D D D D	D U D U :

Strum Pattern: End of Verse/Pre-Chorus - Bars 15, 16, 17

1 & 2 & 3 & 4 & | 1 & 2 & 3 & 4 & | 1 & 2 & 3 & 4 & |  
D G D E5 | E5 |  
D D D D DU | D D D D D D | D D D D D D D |

Strum Pattern: Chorus/Solo

1 & 2 & 3 & 4 & | 1 & 2 & 3 & 4 & | 1 & 2 & 3 & 4 & | 1 & 2 & 3 & 4 & |  
A D | G D | A D | G D |  
D D D D U | U D U D D | D D D D U | U D U D D |

1. |

1 & 2 & 3 & 4 & | 1 & 2 & 3 & 4 & | 1 & 2 & 3 & 4 & | 1 & 2 & 3 & 4 & |

A D D D D U | D U D D D | D D D D U |

1 & 2 & 3 & 4 & |

A |

U D U |

**Bridge** - The Second time through the chorus has a 4 bar bridge before the solo.

1. |

1 & 2 & 3 & 4 & | 1 & 2 & 3 & 4 & | 1 & 2 & 3 & 4 & | 1 & 2 & 3 & 4 & |

D G D | | D G D | G D |

D D D D D D | | D D D D D D | D D D D D |

**Lick 1**

- This bad boy is how Angus kicks the solo off, take your time take it slow.
- Two techniques, the slide double stop and then bending the double stops, they both sound great
- If you do this lick further down the fretboard try replacing the slide with a full step bend

**Licks 2 and 3**

- Two simple one bar licks
- You can play them together like this or separate
- The first one is A major, the F# note on the 2<sup>nd</sup> fret tells you this
- The second is A minor, the G note on the 3<sup>rd</sup> fret of the E string tells you this.
- This is a great example of how you can blend to two and how blues influences rock'n'roll music

### Lick 4

- The 9<sup>th</sup> fret is F#, 10<sup>th</sup> is G, the F# is bending in the G. This is happening on the 5<sup>th</sup> shape, a very cool way to mix major and minor
- Note 7 8 9 is just outlining an A minor chord based on the E minor shape. Know how to move your chords around the fretboard!

### Lick 5

- Here is another approach in the same spot

### Lick 6

- Turning the lick up to 11 on the custom amp
- The first 3 measures we have already covered and explained
- The 12<sup>th</sup> fret is an E note bending up to the F#
- The 8<sup>th</sup> fret bends are the minor 3<sup>rd</sup> C going up to the major 3<sup>rd</sup>, C#
- The last note of the lick is an A note, making this a great way to finish a solo in A as well.

### [Verse 1]

A A A	D D G	D D G
Livin' easy,	livin' free	
D D G	D A A	
Sea-son ticket on a one way ride		
A A A	D D G	D D G
Askin' nothin',	leave me be	
D D G	D A A	
Ta-kin' ev'-ry-thin' in my stride		

**A A A** **D D G** **D D G**  
 Don't need reason, don't need rhyme  
**D D G** **D** **A A**  
 Ain't nothin' I'd rather do  
**A A A** **D D G** **D D G**  
 Goin' down, party time  
**D D G** **D** **E5**  
 My friends are gonna be there too

**[Chorus]**

**A A A A D G**  
 I'm on the high---way to hell  
**D A A A A D G**  
 On the high---way to hell  
**D A A A A D G**  
 high---way to hell I'm  
**D A A A A D**  
 on the high---way to hell

**[Verse 2]**

**A A A** **D D G** **D D G**  
 No stop signs, speed limit  
**D D G** **D A A**  
 No- bod-y's gon-na slow me down  
**A A A** **D D G** **D D G**  
 Like a wheel, gonna spin it  
**D D G** **D A A**  
 No- bod-y's gon-na mess me around  
**A A A** **D D G** **D D G**  
 Hey Satan, payin' my dues  
**D D G** **D A A**  
 Play-in' in a rockin' band  
**A A A** **D D G** **D D G**  
 Hey mama, look at me  
**D D G** **D E5**  
 I'm on my way to the promised land

**[Chorus]**

**A A A A D G**  
 I'm on the high---way to hell  
**D A A A A D G**  
 On the high---way to hell I'm

D A A A A D  
On the high---way to hell

[Bridge]

1 & 2 & 3 & 4 & | 1 & 2 & 3 & 4 & | 1 & 2 & 3 & 4 & | 1 & 2 & 3 & 4 & |  
D G D | | D G D | G D |  
D D D D D D | | D D D D D D | D D D D D |

[Solo - Chorus progression times 4]

[Chorus]

A A A A D G  
I'm on the high---way to hell  
D A A A A D G  
On the high---way to hell  
D A A A A D G  
high---way to hell I'm  
D A A A A D  
on the high---way to hell

[Outro]

D A A A A D G  
High----way to hell (I'm on the highway  
D A A A A D G  
to hell) High----way to hell (Highway  
D A A A A D G  
to hell) High----way to hell (Highway  
D A A A A D G D A (let ring)  
to hell) High----way to hell