

VBA SOURCE CODE BOOK

FUNNEL SIMULATOR

FUNNEL SIMULATOR

TRAFFIC COST: \$2,500.00 ESTIMATED EARNINGS: \$11,922.58 ESTIMATED PROFIT: \$9,422.58

NAME	LAST UPDATE
Course Sales	2/21/2024
Sample Funnel	2/21/2024
Excel Product Funnel	2/21/2024
Excel E-Book	2/21/2024
E-Book Sales	2/21/2024

**FREE
DOWNLOAD**

 *Excel For Freelancers*

Build This Incredible Funnel Simulator In Excel Today



[DOWNLOAD
APPLICATION](#)



[VIEW
TRAINING](#)

by: *Randy Austin*

ABOUT THE AUTHOR

A 4-time Microsoft MVP & lifetime Excel enthusiast, Randy Austin founded Excel For Freelancers in 2017. Excel For Freelancers quickly became the most prominent resource Excel for developers to learn how to turn their passion for Excel into profits by building & selling their own excel-based applications for passive & recurring income.

With over 471,000 YouTube subscribers, 35,448,742 video views, 430+ comprehensive training videos, and a thriving 65,000 member Facebook community, Excel For Freelancers has positioned itself as the #1 Excel developers resource in the world.

Get free content, training, and downloads just by clicking any of the free resources below:



[WEBSITE](#)



[YOUTUBE](#)



[FACEBOOK](#)



[TWITTER](#)



[DISCORD](#)



[INSTAGRAM](#)



[TELEGRAM](#)



[RUMBLE](#)



Microsoft®
Most Valuable
Professional



OUR COURSES & PRODUCTS



This comprehensive program will take you through a 12-phase process that will turn your enthusiasm for Excel into passive income.

[Click here to learn more](#)



16 hour masterclass that will teach you the tips, tricks and techniques on how to create a dynamic single-click dashboard, and a ton more

[Click here to learn more](#)


-



This incredible 13-hour freelancer masterclass will teach anyone how to be a successful freelancer with my proven 9-Phase 'Financial Freedom Roadmap' and includes 30+ downloads and exercises.

[Click here to learn more](#)


-



Incredible Package of 300 of my BEST Applications with PDF VBA Codebooks packed into a SINGLE ZIP File which also includes the "300 Workbook Library".

[Click here to learn more](#)


OUR COURSES & PRODUCTS



With 1000 live links, continuously updating content, sort-able and filterable items, you will always have exactly what you need, when you need it.

[Click here to learn more](#)

-



Freelancing essentials from freelance tools to freelance templates, in this Ultimate Freelancer's Resource Guide for freelancers at any stage in their career. With 1,000 Live Links, and a single click-to-update application, you will always have the most current and up-to-date information at your fingertips.

[Click here to learn more](#)

-



Revolutionize the way you work with Excel and take productivity to the next level with the Excel AI Toolpack - the FIRST AI tool designed for ANY Windows Desktop version of Excel. This incredible add-in combines FIVE powerful AI tools, transforming your Excel into an intelligent powerhouse!

[Click here to learn more](#)

Projects.....	2
VBAProject.....	2
Documents.....	2
Admin.....	2
(Declarations).....	2
Funnel.....	3
(Declarations).....	3
Worksheet_SelectionChange [Sub].....	3
FunnelDB.....	4
(Declarations).....	4
ObjectsDB.....	5
(Declarations).....	5
ThisWorkbook.....	6
(Declarations).....	6
Forms.....	7
EmailFrm.....	7
(Declarations).....	7
CancelBtn_Click [Sub].....	7
Label7_Click [Sub].....	7
SaveBtn_Click [Sub].....	7
YesPerc_Change [Sub].....	7
YesPerc_Exit [Sub].....	7
ObjectFrm.....	8
(Declarations).....	8
CancelBtn_Click [Sub].....	8
SaveBtn_Click [Sub].....	8
YesPerc_Change [Sub].....	8
YesPerc_Exit [Sub].....	8
WaitTimeFrm.....	9
(Declarations).....	9
CancelBtn_Click [Sub].....	9
SaveBtn_Click [Sub].....	9
Modules.....	10
EditObject_Macros.....	10
(Declarations).....	10
EditObject [Sub].....	10
EmailObject_Save [Sub].....	11
Object_Delete [Sub].....	12
PageObject_Save [Sub].....	12
WaitTime_Save [Sub].....	13
Funnel_AddUpdate.....	14
(Declarations).....	14
Funnel_AddNew [Sub].....	14
Funnel_Load [Sub].....	14
Funnel_SaveUpdate [Sub].....	16
Funnels_ReloadList [Sub].....	16
FunnelDesign_Macros.....	18
(Declarations).....	18
AddFunnelObject [Sub].....	18
DisplaySelectObject [Sub].....	19
RenameItems [Sub].....	20
SelectFunnel [Sub].....	20

1
2

Option Explicit

```
1 Option Explicit
2
3 Private Sub Worksheet_SelectionChange(ByVal Target As Range)
4     If Shapes("SelectObject").Visible = True Then Shapes("SelectObject").Visible = msoFalse
5     If Target.CountLarge > 1 Then Exit Sub
6     If Not Intersect(Target, Range("D5:E999")) Is Nothing And Range("D" & Target.Row).Value <> Empty Then
7         Range("B2").Value = Range("C" & Target.Row).Value 'Set Funnel ID
8         Funnel_Load 'Run Macro to load funnel
9     End If
10
11 End Sub
```

1 Option Explicit
2

1 Option Explicit

2

1 Option Explicit

2

```
1 Option Explicit
2
3 Private Sub CancelBtn_Click()
4     Unload Me
5 End Sub
6
7 Private Sub Label7_Click()
8
9 End Sub
10
11 Private Sub SaveBtn_Click()
12     EmailObject_Save
13 End Sub
14
15
16
17 Private Sub YesPerc_Change()
18     On Error Resume Next
19     Me.NoPerc.Value = Format((100 - Me.YesPerc.Value) / 100, "0%" )
20     Me.ClickedNumb.Value = Me.TrafficIn.Value * Int(Me.YesPerc.Value) / 100 'Update
    clicked
21     Me.NonClickedNumb.Value = Me.TrafficIn.Value * Int(Replace(Me.NoPerc.Value, "%" ,
    "" )) / 100
22
23     On Error GoTo 0
24 End Sub
25
26 Private Sub YesPerc_Exit(ByVal Cancel As MSForms.ReturnBoolean)
27     On Error Resume Next
28     Me.YesPerc.Value = Format((Me.YesPerc.Value) / 100, "0%" )
29     On Error GoTo 0
30 End Sub
31
```

```
1 Option Explicit
2
3 Private Sub CancelBtn_Click()
4     Unload Me
5 End Sub
6
7 Private Sub SaveBtn_Click()
8     PageObject_Save
9 End Sub
10
11
12
13 Private Sub YesPerc_Change()
14     On Error Resume Next
15     Me.NoPerc.Value = Format((100 - Me.YesPerc.Value) / 100, "0%")
16     On Error GoTo 0
17 End Sub
18
19 Private Sub YesPerc_Exit(ByVal Cancel As MSForms.ReturnBoolean)
20     On Error Resume Next
21     Me.YesPerc.Value = Format((Me.YesPerc.Value) / 100, "0%")
22     On Error GoTo 0
23 End Sub
```

```
1 Option Explicit
2
3 Private Sub CancelBtn_Click()
4     Unload Me
5 End Sub
6
7 Private Sub SaveBtn_Click()
8     WaitTime_Save 'Run Macro To save
9 End Sub
```

```

1 Option Explicit
2 Private Declare Function GetDC& Lib "user32.dll" (ByVal hwnd&)
3 Private Declare Function GetDeviceCaps& Lib "gdi32" (ByVal hdc&, ByVal nIndex&)
4
5 #If VBA7 Then
6 Private Declare PtrSafe Function GetDC& Lib "user32.dll" (ByVal hwnd&)
7 Private Declare PtrSafe Function GetDeviceCaps& Lib "gdi32" (ByVal hdc&, ByVal nIndex&
8 )
9 #Else
10 Private Declare Function GetDC& Lib "user32.dll" (ByVal hwnd&)
11 Private Declare Function GetDeviceCaps& Lib "gdi32" (ByVal hdc&, ByVal nIndex&)
12 #End If
13
14 Dim ObjDBRow As Long
15 Dim LeftPos As Double, TopPos As Double, XPos As Double, YPos As Double
16 Dim ObjID As String, ObjType As String, PageText As String
17 Dim ObjectGrp As Shape
18
19 Sub EditObject()
20     Dim ObjFrm As Object
21     Dim TrafficQty As Long
22     With Funnel
23         If .Range("B6").Value = Empty Then
24             MsgBox "Please select an object to edit"
25             Exit Sub
26         End If
27         ObjDBRow = .Range("B6").Value 'Object DB Row
28         ObjID = .Range("B5").Value 'Object ID
29         ObjType = ObjectsDB.Range("D" & ObjDBRow).Value 'Object Type
30         TrafficQty = ObjectsDB.Range("N" & ObjDBRow).Value + ObjectsDB.Range("O" &
31         ObjDBRow).Value 'Incoming Traffic Qty
32         Select Case ObjType
33             Case Is = "Wait Time"
34                 Set ObjFrm = WaitTimeFrm
35                 WaitTimeFrm.WaitQty.Value = ObjectsDB.Range("P" & ObjDBRow).Value 'Load
36                 Saved Wait Qty
37                 WaitTimeFrm.WaitDur.Value = ObjectsDB.Range("Q" & ObjDBRow).Value 'Load
38                 Saved Wait Duration
39                 WaitTimeFrm.TrafficIn.Value = TrafficQty 'Incoming Estimated Traffic
40             Case Is = "Email"
41                 Set ObjFrm = EmailFrm
42                 EmailFrm.PageText.Value = ObjectsDB.Range("I" & ObjDBRow).Value 'Page Text
43                 EmailFrm.YesPerc.Value = Format(ObjectsDB.Range("L" & ObjDBRow).Value, "%")
44                 'Yes %
45                 EmailFrm.NoPerc.Value = Format(ObjectsDB.Range("M" & ObjDBRow).Value, "%")
46                 'No %
47                 EmailFrm.TrafficIn.Value = TrafficQty 'Traffic Quantity
48                 EmailFrm.EmailDesc.Value = ObjectsDB.Range("G" & ObjDBRow).Value 'Email
49                 Description
50                 EmailFrm.ClickedNum = TrafficQty * ObjectsDB.Range("L" & ObjDBRow).Value '%'
51                 Clicked
52                 EmailFrm.NonClickedNum = TrafficQty * ObjectsDB.Range("M" & ObjDBRow).Value
53                 '% Non-Clicked
54             Case Else 'All Other Pages
55                 Set ObjFrm = ObjectFrm
56                 ObjectFrm.PageText.Value = ObjectsDB.Range("I" & ObjDBRow).Value 'Page Text
57                 ObjectFrm.YesPerc.Value = Format(ObjectsDB.Range("L" & ObjDBRow).Value, "%")
58                 ) 'Yes %
59                 ObjectFrm.NoPerc.Value = Format(ObjectsDB.Range("M" & ObjDBRow).Value, "%")
60                 'No %

```

1 2 3

```

1 2 3
51 ObjectFrm.Traffic.Value = ObjectsDB.Range("J" & ObjDBRow).Value 'Added
    Traffic Quantity
52 ObjectFrm.PurchVal.Value = ObjectsDB.Range("K" & ObjDBRow).Value 'Purchase
    Value
53 ObjectFrm.TrafficPassThrough.Value = Int(ObjectsDB.Range("N" & ObjDBRow).
    Value) 'Pass Through Traffic (Yes)
54 ObjectFrm.TrafficNonPass.Value = Int(ObjectsDB.Range("O" & ObjDBRow).Value)
    'Traffice Non-Pass Through (No)
55 End Select
56
57 Set ObjectGrp = .Shapes("FunObjectGrp" & ObjID)
58 LeftPos = ObjectGrp.Left + ObjectGrp.Width
59 TopPos = ObjectGrp.Top
60 With ObjFrm
61     .StartupPosition = 0 'Set Start Position of Form to 0 (No initial setting
        specified)
62     ' 1 inch = 72 points for usually 96 or 120 dpi
63     'Form Positioning Code Found here:
        https://stackoverflow.com/questions/6116929/align-userform-to-cells-in-excel#_=
64     XPos = GetDeviceCaps(GetDC(0), 88) / 72 'Set Leftmost Horizontal position
65     YPos = GetDeviceCaps(GetDC(0), 90) / 72 'Set Upper Vertical Screen Position
66     .Left = (ActiveWindow.PointsToScreenPixelsX(LeftPos * XPos) * 1 / XPos) 'Set
        Forms Left Position (First column)
67     .Top = (ActiveWindow.PointsToScreenPixelsY(TopPos * YPos) * 1 / YPos) +
        ActiveCell.Height 'Set Forms Top Position (One row under selected Row)
68     .Show
69 End With
70 End With
71 End Sub
72
73 Sub EmailObject_Save()
74     Dim YesPerc As String, NoPerc As String
75     With EmailFrm
76         If .PageText.Value = Empty Or .YesPerc.Value = Empty Then
77             MsgBox "Please make sure to enter a Page Text and Yes %"
78             Exit Sub
79         End If
80         PageText = .PageText.Value 'Set Page Text
81         YesPerc = .YesPerc.Value 'Yes %
82         NoPerc = .NoPerc.Value 'No Percentage
83     End With
84     With Funnel
85         ObjDBRow = .Range("B6" ).Value 'Object DB Row
86         If ObjDBRow = 0 Then GoTo NoObject
87         ObjID = .Range("B5" ).Value
88         .Shapes("FunObjectGrp" & ObjID).GroupItems("TxtItem" & ObjID).TextFrame2.
            TextRange.Text = PageText 'Update Group Text
89         .Shapes("FunObjectGrp" & ObjID).GroupItems("YesOption" & ObjID).TextFrame2.
            TextRange.Text = "Yes " & Format(YesPerc, "0%") 'Set Yes %
90         .Shapes("FunObjectGrp" & ObjID).GroupItems("NoOption" & ObjID).TextFrame2.
            TextRange.Text = "No " & Format(NoPerc, "0%") 'Set No %
91         ObjectsDB.Range("G" & ObjDBRow).Value = EmailFrm.EmailDesc.Value 'Email
            Description
92         ObjectsDB.Range("I" & ObjDBRow).Value = EmailFrm.PageText.Value
93         ObjectsDB.Range("L" & ObjDBRow).Value = (Replace(YesPerc, "%", "" ) / 100)
            'Yes Percentage
94         ObjectsDB.Range("M" & ObjDBRow).Value = (Replace(NoPerc, "%", "" ) / 100) 'No
            Percentage
95         NoObject:
96         Unload EmailFrm

```

1 2

```

1 2
97 End With
98 End Sub
99
100
101 Sub Object_Delete()
102 Dim DepObjRow
103 With Funnel
104 If .Range("B6").Value = Empty Then
105     MsgBox "Please select an object to delete"
106     Exit Sub
107 End If
108 'Check If object is a dependant on another object, if so, it cannot be deleted
    until the following object is deleted first
109 ObjID = .Range("B5").Value 'Set Object ID
110 ObjDBRow = .Range("B6").Value 'Object Database Row
111 On Error Resume Next
112 DepObjRow = ObjectsDB.Range("Obj_FromObj").Find(ObjID, , xlValues, xlWhole).Row
113 On Error GoTo 0
114 If DepObjRow <> 0 Then
115     MsgBox "This object is dependant on the " & ObjectsDB.Range("D" & DepObjRow)
        .Value & ": " & ObjectsDB.Range("I" & DepObjRow).Value & " and cannot be
        deleted until the connected object is first deleted" & vbCrLf & "The last
        objects in a funnel must be deleted first"
116     Exit Sub
117 End If
118 ObjectsDB.Range(ObjDBRow & ":" & ObjDBRow).EntireRow.Delete 'Delete database
    row
119 Funnel_Load 'Reload Funnel
120 End With
121 End Sub
122
123
124 Sub PageObject_Save()
125 Dim YesPerc As Double, NoPerc As Double
126 With ObjectFrm
127 If .PageText.Value = Empty Or .YesPerc.Value = Empty Then
128     MsgBox "Please make sure to enter a Page Text and Yes %"
129     Exit Sub
130 End If
131 PageText = .PageText.Value 'Set Page Text
132 YesPerc = (Replace(.YesPerc.Value, "%", "")) / 100 'Yes %
133 NoPerc = (Replace(.NoPerc.Value, "%", "")) / 100 'No Percentage
134 End With
135 With Funnel
136 ObjDBRow = .Range("B6").Value 'Object DB Row
137 If ObjDBRow = 0 Then GoTo NoObject
138 ObjID = .Range("B5").Value
139 .Shapes("FunObjectGrp" & ObjID).GroupItems("TxtItem" & ObjID).TextFrame2.
    TextRange.Text = PageText 'Update Group Text
140 .Shapes("FunObjectGrp" & ObjID).GroupItems("YesOption" & ObjID).TextFrame2.
    TextRange.Text = "Yes " & Format(YesPerc, "0%") 'Set Yes %
141 .Shapes("FunObjectGrp" & ObjID).GroupItems("NoOption" & ObjID).TextFrame2.
    TextRange.Text = "No " & Format(NoPerc, "0%") 'Set No %
142 ObjectsDB.Range("I" & ObjDBRow).Value = ObjectFrm.PageText.Value
143 ObjectsDB.Range("J" & ObjDBRow).Value = ObjectFrm.Traffic.Value 'Traffic Flow
144 ObjectsDB.Range("K" & ObjDBRow).Value = ObjectFrm.PurchVal.Value 'Purchase
    Value
145 ObjectsDB.Range("L" & ObjDBRow).Value = YesPerc 'Yes Percentage
146 ObjectsDB.Range("M" & ObjDBRow).Value = NoPerc 'No Percentage
147 NoObject:
148 Unload ObjectFrm

```

1 2


```
149     End With
150 End Sub
151
152
153 Sub WaitTime_Save()
154     Dim WaitQty As Long
155     Dim WaitDur As String
156     If WaitTimeFrm.WaitQty.Value = Empty Or WaitTimeFrm.WaitDur.Value = Empty Then
157         MsgBox "Please make sure to add a Wait Quantity & Wait Duration"
158         Exit Sub
159     End If
160     WaitQty = WaitTimeFrm.WaitQty.Value 'Wait Qty
161     WaitDur = WaitTimeFrm.WaitDur.Value 'Wait Duration
162     With Funnel
163         ObjDBRow = .Range("B6" ).Value 'Object DB Row
164         If ObjDBRow = 0 Then GoTo NoObject
165         ObjID = .Range("B5" ).Value
166         .Shapes("FunObjectGrp" & ObjID).GroupItems("TxtItem" & ObjID).TextFrame2.
            TextRange.Text = "Wait " & WaitQty & " " & WaitDur 'Update Group Text
167         ObjectsDB.Range("P" & ObjDBRow).Value = WaitQty 'Save Wait Qty
168         ObjectsDB.Range("Q" & ObjDBRow).Value = WaitDur 'Save Wait Duration
169         ObjectsDB.Range("L" & ObjDBRow).Value = 1 '100% Traffic Flow Through
170     NoObject:
171         Unload WaitTimeFrm
172     End With
173 End Sub
```

```

1 Option Explicit
2 Dim ObjectGrp As Shape
3 Dim FunRow As Long, FunCol As Long, ObjDBRow As Long, LastResultRow As Long, ResultRow
  As Long, LastRow As Long
4 Dim ObjID As String, FromObjID As String
5 Sub Funnel_AddNew()
6     With Funnel
7         If MsgBox("Would you like to save changes to the existing funnel before adding a
          new funnel?" , vbYesNo, "Save Funnel" ) = vbYes Then Funnel_SaveUpdate
8         'Clear All Existing Funnel Objects
9         For Each ObjectGrp In .Shapes
10            If InStr(ObjectGrp.Name, "FunObject" ) > 0 Then ObjectGrp.Delete
11        Next ObjectGrp
12        .Range("B2" ).Value = .Range("B4" ).Value 'Set Next Funnel ID
13        .Shapes("StartGrp" ).Visible = msoCTrue
14        .Range("H3,K3,B5,B7" ).ClearContents
15        .Shapes("EditObjGrp" ).Visible = msoFalse 'Hide Edit Group
16        .Shapes("SelectObject" ).Visible = msoFalse 'Hide Select Object
17    End With
18 End Sub
19
20
21 Sub Funnel_Load()
22     Dim LeftPos As Double, TopPos As Double, YesPerc As Double, NoPerc As Double
23     Dim PageText As String, GrpString As String, GrpArr() As String
24     Dim ConnFrom As String, ObjType As String, FromObj As String
25     Dim BeginConnPos As Long, EndConnPos As Long
26     With Funnel
27         'Clear All Existing Funnel Objects
28         For Each ObjectGrp In .Shapes
29             If InStr(ObjectGrp.Name, "FunObject" ) > 0 Then ObjectGrp.Delete
30         Next ObjectGrp
31         .Range("B5,B11,H3,K3" ).ClearContents 'Clear Funnel Fields
32         .Shapes("EditObjGrp" ).Visible = msoFalse 'Hide Edit Group
33         .Shapes("StartGrp" ).Visible = msoFalse 'Hide Start Group
34         If .Range("B3" ).Value = Empty Then
35             MsgBox "Please make sure to select a correct funnel to load"
36             Exit Sub
37         End If
38         FunRow = .Range("B3" ).Value
39         .Range("H3" ).Value = FunnelDB.Range("B" & FunRow).Value 'Funnel Name
40         .Range("K3" ).Value = FunnelDB.Range("D" & FunRow).Value 'Traffic Cost
41     End With
42     'Load Funnel Objects
43     With ObjectsDB
44         LastRow = .Range("A99999" ).End(xlUp).Row
45         If LastRow < 4 Then Exit Sub
46         .Range("A3:R" & LastRow).AdvancedFilter xlFilterCopy, CriteriaRange:=.Range(
          "X2:X3" ), CopyToRange:=.Range("AA2:AQ2" ), Unique:=True
47         LastResultRow = .Range("AA99999" ).End(xlUp).Row
48         If LastResultRow < 3 Then
49             Funnel.Shapes("StartGrp" ).Visible = msoTrue 'Show Start on No objects
50             Exit Sub
51         End If
52         For ResultRow = 3 To LastResultRow
53             ObjID = .Range("AA" & ResultRow).Value 'Object ID
54             ObjType = .Range("AC" & ResultRow).Value 'Object Type
55             LeftPos = .Range("AD" & ResultRow).Value 'Left Position
56             TopPos = .Range("AE" & ResultRow).Value 'TopPos
57             ConnFrom = .Range("AG" & ResultRow).Value 'Connection From
58             PageText = .Range("AH" & ResultRow).Value 'Page Text

```

1 2 3

```

1 2 3
59 YesPerc = .Range("AK" & ResultRow).Value 'Yes Perc.
60 NoPerc = .Range("AL" & ResultRow).Value 'No Perc
61 FromObj = .Range("AQ" & ResultRow).Value 'From Object
62 If ObjType = "Wait Time" Then PageText = "Wait " & .Range("AO" & ResultRow)
    .Value & " " & .Range("AP" & ResultRow).Value 'Update Page Text On Waiting
63 With Funnel
64     .Shapes(ObjType & "Sel" ).Duplicate.Name = "FunObject" & ObjID 'Next
        Object ID
65     'Add Next ObjID
66     For Each ObjectGrp In .Shapes("FunObject" & ObjID).GroupItems
67         ObjectGrp.Name = ObjectGrp.Name & ObjID 'Add Object ID to group Item
68     Next ObjectGrp
69     With .Shapes("FunObject" & ObjID)
70         .Left = LeftPos 'Set Left Position
71         .Top = TopPos 'Set Top Position
72         .GroupItems("TxtItem" & ObjID).TextFrame2.TextRange.Text = PageText
            'Set object page text
73     End With
74     GrpString = "FunObject" & ObjID 'Create Group String
75
76     'Add Yes Option (to the right of the object)
77     .Shapes("YesSample" ).Duplicate.Name = "YesOption" & ObjID 'Create Yes
        Option for Next Object ID
78     With .Shapes("YesOption" & ObjID)
79         .Left = LeftPos + Funnel.Shapes("FunObject" & ObjID).Width + 1 'Set
            Left Position
80         .Top = TopPos + 24 'Set Top Position
81         .TextFrame2.TextRange.Text = "Yes " & Format(YesPerc, "0%")
82     End With
83     GrpString = GrpString & ",YesOption" & ObjID
84
85     'Add No Option (Below the object not on wait time.
86     If ObjType <> "Wait Time" Then
87         .Shapes("NoSample" ).Duplicate.Name = "NoOption" & ObjID 'Create No
            Option for Next Object ID
88         With .Shapes("NoOption" & ObjID)
89             .Left = LeftPos + 12 'Set Left Position
90             .Top = TopPos + Funnel.Shapes("FunObject" & ObjID).Height + 1 'Set
                Top Position
91             .TextFrame2.TextRange.Text = "No " & Format(NoPerc, "0%")
92         End With
93         GrpString = GrpString & ",NoOption" & ObjID
94     End If
95     'Add Connector (unless 1st object)
96     If FromObj <> "" Then
97         If ConnFrom = "Yes" Then
98             BeginConnPos = 4 'Set Start Connector Position
99             EndConnPos = 2 'Set End Connector Position
100        Else 'From No Option
101            BeginConnPos = 3 'Set Start Connector Position
102            EndConnPos = 1 'Set End Connector Position
103        End If
104        .Shapes("ConnectorSample" ).Duplicate.Name = "FunObjectConn" & FromObj
            & "_" & ObjID
105        With .Shapes("FunObjectConn" & FromObj & "_" & ObjID)
106            .ConnectorFormat.BeginConnect Funnel.Shapes(ConnFrom & "Option" &
                FromObj), BeginConnPos 'Set Beginning Connector
107            .ConnectorFormat.EndConnect Funnel.Shapes("FunObject" & ObjID).
                GroupItems("FrmItem" & ObjID), EndConnPos 'Set End connector
            Position
108        End With

```

```

109     1 2 3 4 5 End If
110
111     GrpArr = Split(GrpString, "," )
112     .Shapes.Range(GrpArr).Group.Name = "FunObjectGrp" & ObjID
113     Set ObjectGrp = .Shapes("FunObjectGrp" & ObjID)
114     End With
115     Next ResultRow
116
117 End With
118 End Sub
119
120
121 Sub Funnel_SaveUpdate()
122     With Funnel
123         If .Range("H3" ).Value = Empty Then
124             MsgBox "Please make sure to add a Funnel Name before saving"
125             Exit Sub
126         End If
127         If .Range("B3" ).Value = Empty Then 'New Funnel
128             FunRow = FunnelDB.Range("A9999" ).End(xlUp).Row + 1 'Funnel Row
129             .Range("B2" ).Value = .Range("B4" ).Value 'Next Funnel ID
130             FunnelDB.Range("A" & FunRow).Value = .Range("B2" ).Value 'Next Funnel ID
131         Else 'Existing Funnel
132             FunRow = .Range("B3" ).Value 'Existing Funnel Row
133         End If
134         FunnelDB.Range("B" & FunRow).Value = .Range("H3" ).Value 'Funnel Name
135         FunnelDB.Range("C" & FunRow).Value = Now 'Update Date & time
136         FunnelDB.Range("D" & FunRow).Value = .Range("K3" ).Value 'Traffic Cost
137
138         'Update Object Positions
139         For Each ObjectGrp In .Shapes
140             If InStr(ObjectGrp.Name, "FunObjectGrp" ) > 0 Then
141                 ObjID = Replace(ObjectGrp.Name, "FunObjectGrp" , "" ) 'Extract Object ID
142                 On Error Resume Next
143                 ObjDBRow = ObjectsDB.Range("Obj_ID" ).Find(ObjID, , xlValues, xlWhole).Row
144                 On Error GoTo 0
145                 If ObjDBRow <> 0 Then
146                     ObjectsDB.Range("E" & ObjDBRow).Value = ObjectGrp.Left 'Update Left
147                     ObjectsDB.Range("F" & ObjDBRow).Value = ObjectGrp.Top 'Update Top
148                 End If
149             End If
150         Next ObjectGrp
151         Funnels_ReloadList
152     End With
153 End Sub
154
155
156 Sub Funnels_ReloadList()
157     Funnel.Range("C5:E9999" ).ClearContents
158     With FunnelDB
159         LastRow = .Range("A9999" ).End(xlUp).Row
160         If LastRow < 4 Then Exit Sub
161         .Range("A3:C" & LastRow).AdvancedFilter xlFilterCopy, , CopyToRange:=.Range(
162             "J2:L2" ), Unique:=True
163         If LastRow < 5 Then GoTo SkipSort
164         'Sort By Last Update First
165         With .Sort
166             .SortFields.Clear
167             .SortFields.Add Key:=FunnelDB.Range("L3" ), SortOn:=xlSortOnValues, Order:=

```

```
1 2 3
167 xlDescending, DataOption:=xlSortNormal 'Sort
168 .SetRange FunnelDB.Range("J3:L" & LastRow - 1) 'Set Range
169 .Apply 'Apply Sort
170 End With
170 SkipSort:
171 Funnel.Range("C5:E" & LastRow + 1).Value = .Range("J3:L" & LastRow - 1).Value
171 'Bring Over Funnels
172 End With
173 End Sub
```

```

1 Option Explicit
2 Dim SelShp As Shape, ObjectGrp As Shape
3 Dim ObjType As String, FunID As String, SelObjID As String, NextObjID As String,
  FunOption As String
4 Dim BeginConnPos As Long, EndConnPos As Long, ObjDBRow As Long
5 Dim ObjNumb As Long, FunDBRow As Long
6 Dim LeftPos As Double, TopPos As Double
7
8 Sub AddFunnelObject()
9     Dim GrpString As String, GrpArr() As String
10    With Funnel
11        Application.ScreenUpdating = False
12        If .Range("B3").Value = "" Then
13            Funnel_SaveUpdate
14        End If
15        .Shapes("SelectObject").Visible = msoFalse 'Hide Object Selection
16        ObjType = Application.Caller 'Name Of Shape that called the macro (Object Type)
17        FunID = .Range("B2").Value 'Funnel ID
18        NextObjID = .Range("B9").Value 'Next Object ID
19        ObjNumb = .Range("B10").Value 'Next Object Number
20        If .Range("B5").Value = Empty Then 'First Object
21            Set SelShp = .Shapes("StartGrp") 'Set Selected Shape
22            LeftPos = .Shapes("StartGrp").Left 'Set Initial Left Position
23            TopPos = .Shapes("StartGrp").Top
24            .Shapes("StartGrp").Visible = msoFalse 'Hide Start Group
25        Else 'Subsequent Object
26            SelObjID = .Range("B5").Value 'Selected Object ID
27            Set SelShp = .Shapes("FunObjectGrp" & SelObjID)
28            FunOption = .Range("B11").Value 'Funnel option (Yes/No)
29            If .Range("B11").Value = "Yes" Then 'On Yes (or Left) option
30                TopPos = .Shapes("FunObjectGrp" & SelObjID).Top 'Same Top Position if Yes
31
32                LeftPos = .Shapes("FunObjectGrp" & SelObjID).Left + 125
33                BeginConnPos = 4 'Set Start Connector Position
34                EndConnPos = 2 'Set End Connector Position
35            Else 'No Option (Place new object below)
36                TopPos = .Shapes("FunObjectGrp" & SelObjID).Top + 125 'Set top Position
37                below on No
38                LeftPos = .Shapes("FunObjectGrp" & SelObjID).Left 'Set Same left position
39
40                BeginConnPos = 3 'Set Start Connector Position
41                EndConnPos = 1 'Set End Connector Position
42            End If
43        End If
44        'Add To Object DB Row
45        ObjDBRow = ObjectsDB.Range("A99999").End(xlUp).Row + 1 'First Avail Row
46        ObjectsDB.Range("A" & ObjDBRow).Value = NextObjID 'Set Object ID
47        ObjectsDB.Range("B" & ObjDBRow).Value = FunID 'Funnel ID
48        ObjectsDB.Range("C" & ObjDBRow).Value = ObjNumb 'Object Number
49        ObjectsDB.Range("D" & ObjDBRow).Value = ObjType 'Object Type
50        ObjectsDB.Range("N1:S1").Copy 'Copy Yes/No Qty Formulas & Earned $
51        ObjectsDB.Range("N" & ObjDBRow & ":S" & ObjDBRow).PasteSpecial xlPasteFormulas
52        'Past Yes/No Qty Formulas
53        If SelObjID <> "" Then ObjectsDB.Range("R" & ObjDBRow).Value = SelObjID 'Set
54        From Object ID
55        .Shapes(ObjType & "Sel").Duplicate.Name = "FunObject" & NextObjID 'Next Object
56        ID
57        'Add Next ObjID
58        For Each ObjectGrp In .Shapes("FunObject" & NextObjID).GroupItems
59            ObjectGrp.Name = ObjectGrp.Name & NextObjID 'Add Object ID to every item
60            shape inside the group

```

1 2 3

```

1 2 3
54 Next ObjectGrp
55 With .Shapes("FunObject" & NextObjID)
56     .Left = LeftPos 'Set Left Position
57     .Top = TopPos 'Set Top Position
58     .Visible = msoCTrue 'Show if necessary
59 End With
60 GrpString = "FunObject" & NextObjID 'Create Group String
61
62 'Add Yes Option (to the right of the object)
63 .Shapes("YesSample" ).Duplicate.Name = "YesOption" & NextObjID 'Create Yes
Option for Next Object ID
64 With .Shapes("YesOption" & NextObjID)
65     .Left = LeftPos + Funnel.Shapes("FunObject" & NextObjID).Width + 1 'Set
Left Position
66     .Top = TopPos + 24 'Set Top Position
67 End With
68 GrpString = GrpString & ",YesOption" & NextObjID
69
70 'Add No Option (Below the object not on wait time)
71 If ObjType <> "Wait Time" Then
72     .Shapes("NoSample" ).Duplicate.Name = "NoOption" & NextObjID 'Create No
Option for Next Object ID
73     With .Shapes("NoOption" & NextObjID)
74         .Left = LeftPos + 12 'Set Left Position
75         .Top = TopPos + Funnel.Shapes("FunObject" & NextObjID).Height + 1 'Set
Top Position
76     End With
77     GrpString = GrpString & ",NoOption" & NextObjID
78 End If
79 'Add Connector (unless 1st object)
80 If BeginConnPos <> 0 And EndConnPos <> 0 And .Range("B5" ).Value <> Empty Then
81     .Shapes("ConnectorSample" ).Duplicate.Name = "FunObjectConn" & SelObjID &
"_" & NextObjID
82     With .Shapes("FunObjectConn" & SelObjID & "_" & NextObjID)
83         .ConnectorFormat.BeginConnect Funnel.Shapes(FunOption & "Option" &
SelObjID), BeginConnPos 'Set Beginning Connector
84         .ConnectorFormat.EndConnect Funnel.Shapes("FunObject" & NextObjID).
GroupItems("FrmItem" & NextObjID), EndConnPos 'Set End connector Position
85     End With
86 End If
87 GrpArr = Split(GrpString, ",")
88 .Shapes.Range(GrpArr).Group.Name = "FunObjectGrp" & NextObjID
89 Set ObjectGrp = .Shapes("FunObjectGrp" & NextObjID)
90 'Update Object Database
91 ObjectsDB.Range("E" & ObjDBRow).Value = ObjectGrp.Left 'Save Left Postion
92 ObjectsDB.Range("F" & ObjDBRow).Value = ObjectGrp.Top 'Save Top Postion
93 ObjectsDB.Range("H" & ObjDBRow).Value = .Range("B11" ).Value 'Set Connect From
94 Application.ScreenUpdating = True
95 End With
96
97 End Sub
98
99
100 Sub DisplaySelectObject()
101     With Funnel.Shapes("SelectObject" )
102         .Left = Funnel.Shapes(Application.Caller).Left + 25
103         .Top = Funnel.Shapes(Application.Caller).Top + 10
104         .ZOrder msoBringToFront 'Bring in front of all other shapes
105         .Visible = msoCTrue

```

```

106     End With
107     With Funnel
108         If InStr(Application.Caller, "Option" ) > 0 Then 'Yes/No Option (Not Start)
109             If InStr(Application.Caller, "Yes" ) > 0 Then 'On Yes Option
110                 .Range("B5" ).Value = Replace(Application.Caller, "YesOption" , "" )
111                 .Range("B11" ).Value = "Yes" 'Set Selected Yes Option
112             Else 'On No Option
113                 .Range("B5" ).Value = Replace(Application.Caller, "NoOption" , "" )
114                 .Range("B11" ).Value = "No" 'Set Selected No Option
115             End If
116         Else 'No Option (Start Funnel) Clear Selected Object ID & Option
117             .Range("B5,B11" ).ClearContents
118         End If
119     End With
120 End Sub

121
122 Sub RenameItems()
123     Dim ItemShp As Shape
124     For Each ItemShp In Funnel.Shapes("SalesPage" ).GroupItems
125         ItemShp.Name = "Sales Page"
126     Next ItemShp
127 End Sub

128
129 Sub SelectFunnel()
130     With Funnel
131         Set SelShp = .Shapes(Application.Caller)
132         SelObjID = Replace(SelShp.Name, Left(SelShp.Name, 7), "" ) 'Extract Object ID
133         .Range("B5" ).Value = SelObjID 'Extract Object ID
134         Set ObjectGrp = .Shapes("FunObjectGrp" & SelObjID)
135         With .Shapes("EditObjGrp" )
136             .Left = ObjectGrp.Left + 50
137             .Top = ObjectGrp.Top
138             .Visible = msoCTrue
139         End With
140     End With
141 End Sub

```


A

ActiveCell, 11
 ActiveWindow, 11
 Add, 16
 AddFunnelObject, 18
 AdvancedFilter, 14, 16
 Application, 18-20
 Apply, 17

B

BeginConnect, 15, 19
 BeginConnPos, 14, 15, 18, 19

C

Caller, 18-20
 Cancel, 7, 8
 CancelBtn_Click, 7-9
 Clear, 16
 ClearContents, 14, 16, 20
 ClickedNumb, 7, 10
 ConnectorFormat, 15, 19
 ConnFrom, 14, 15
 Copy, 18
 CopyToRange, 14, 16
 CountLarge, 3
 CriteriaRange, 14

D

DataOption, 17
 Delete, 12, 14
 DepObjRow, 12
 DisplaySelectObject, 19
 Duplicate, 15, 18, 19

E

EditObject, 10
 EmailDesc, 10, 11
 EmailFrm, 10, 11
 EmailObject_Save, 7, 11
 Empty, 3, 10-14, 16, 18, 19
 EndConnect, 15, 19
 EndConnPos, 14, 15, 18, 19
 EntireRow, 12
 Explicit, 2-10, 14, 18

F

Find, 12, 16
 Format, 7, 8, 10-12, 15
 FromObj, 14, 15
 FromObjID, 14
 FunCol, 14
 FunDBRow, 18
 FunID, 18
 Funnel, 10-20
 Funnel_AddNew, 14
 Funnel_Load, 3, 12, 14
 Funnel_SaveUpdate, 14, 16, 18
 FunnelDB, 14, 16, 17
 Funnels_ReloadList, 16
 FunOption, 18, 19
 FunRow, 14, 16

G

GetDC, 10, 11
 GetDeviceCaps, 10, 11
 Group, 16, 19
 GroupItems, 11-13, 15, 18-20
 GrpArr, 14, 16, 18, 19
 GrpString, 14-16, 18, 19

H

hDC, 10
 Height, 11, 15, 19
 hwnd, 10

I

InStr, 14, 16, 20
 Int, 7, 11
 Intersect, 3
 ItemShp, 20

K

Key, 16

L

Label7_Click, 7
 LastResultRow, 14
 LastRow, 14, 16, 17
 Left, 11, 15, 16, 18-20
 LeftPos, 10, 11, 14, 15, 18, 19

M

MSForms, 7, 8
 MsgBox, 10-14, 16
 msoBringToFront, 19
 msoCTrue, 14, 19, 20
 msoFalse, 3, 14, 18
 msoTrue, 14

N

Name, 14-16, 18-20
 NextObjID, 18, 19
 nIndex, 10
 NonClickedNumb, 7, 10
 NoObject, 11-13
 NoPerc, 7, 8, 10-12, 14, 15
 Now, 16

O

ObjDBRow, 10-14, 16, 18, 19
 Object_Delete, 12
 ObjectFrm, 10-12
 ObjectGrp, 10, 11, 14-16, 18-20
 ObjectsDB, 10-14, 16, 18, 19
 ObjFrm, 10, 11
 ObjID, 10-16
 ObjNumb, 18
 ObjType, 10, 14, 15, 18, 19
 Order, 16

P

PageObject_Save, 8, 12
 PageText, 10-12, 14, 15
 PasteSpecial, 18
 PointsToScreenPixelsX, 11
 PointsToScreenPixelsY, 11
 PtrSafe, 10
 PurchVal, 11, 12

R

Range, 3, 10-20
 Renameltems, 20
 Replace, 7, 11, 12, 16, 20
 ResultRow, 14-16
 ReturnBoolean, 7, 8
 Row, 3, 12, 14, 16, 18

S

SaveBtn_Click, 7-9

ScreenUpdating, 18, 19
 SelectFunnel, 20
 SelObjID, 18-20
 SelShp, 18, 20
 SetRange, 17
 Shape, 10, 14, 18, 20
 Shapes, 3, 11-16, 18-20
 Show, 11
 SkipSort, 16, 17
 Sort, 16
 SortFields, 16
 SortOn, 16
 Split, 16, 19
 StartUpPosition, 11

T

Target, 3
 Text, 11-13, 15
 TextFrame2, 11-13, 15
 TextRange, 11-13, 15
 Top, 11, 15, 16, 18-20
 TopPos, 10, 11, 14, 15, 18, 19
 Traffic, 11, 12
 TrafficIn, 7, 10
 TrafficNonPass, 11
 TrafficPassThrough, 11
 TrafficQty, 10

U

Unique, 14, 16
 Unload, 7-9, 11-13

V

Value, 3, 7, 8, 10-20
 VBA7, 10
 vbCrLf, 12
 vbYes, 14
 vbYesNo, 14
 Visible, 3, 14, 18-20

W

WaitDur, 10, 13
 WaitQty, 10, 13
 WaitTime_Save, 9, 13
 WaitTimeFrm, 10, 13
 Width, 11, 15, 19
 Worksheet_SelectionChange, 3

X

xIDescending, 17
 xIFilterCopy, 14, 16
 xIPasteFormulas, 18
 xISortNormal, 17
 xISortOnValues, 16
 xLUp, 14, 16, 18
 xLValues, 12, 16
 xLWhole, 12, 16
 XPos, 10, 11

Y

YesPerc, 7, 8, 10-12, 14, 15
 YesPerc_Change, 7, 8
 YesPerc_Exit, 7, 8
 YPos, 10, 11

Z

ZOrder, 19

Thank You!

This source code was created and made available to help you gain a better understanding of how VBA is used to create amazing Excel-based applications.

Thank you so much for your continued shares, likes and support. It really helps.



Excel For Freelancers