

# Have You Ever Seen the Rain?

## Creedence Clearwater Revival



Tenthumbspro.com  
For educational purposes only

Key: C

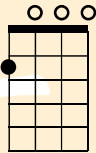
Harmony: C, F, G, Am, C/B

BPM: 116

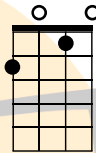
Video Tutorial: <https://www.youtube.com/watch?v=T8Wx-cPz1QY>

Chord Shapes:

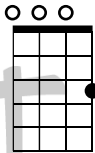
Am



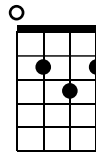
F



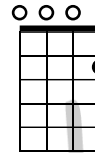
C



G



C/B



Intro Strum Pattern - Note the quick Down Up strums on the & over the Am and the F chord in the first measure and the second measure

4 & | 1 & 2 & 3 & 4 & | 1 & 2 & 3 & 4 & | 1 & 2 & 3 & 4 & | 1 & 2 & 3 & 4 & |  
 Am | Am | F | C | Piano Riff 1 |  
 DU|D U X U D U X U | D U X U D U X DU|D U X U D U X U | D U X U D U X U |

1 & 2 & 3 & 4 & | 1 & 2 & 3 & 4 & |  
 C | Piano Riff 2 |  
 D U X U D U X U | D U X U D U X U |

Intro Tabs

Am F C

Intro guitar tabs for Am, F, and C chords. The Am section (measures 1-2) features a 7th fret barre on the 4th string. The F section (measures 3-4) features a 1st fret barre on the 4th string. The C section (measures 5-6) features a 3rd fret barre on the 4th string. Strumming patterns are indicated by 'V' (down) and 'X' (up) marks.

Piano Riff 1 Piano Riff 2

Piano Riff 1 (measures 5-6) and Piano Riff 2 (measures 7-8) guitar tabs. Riff 1 is in G major and features a 3rd fret barre on the 4th string. Riff 2 is in G major and features a 3rd fret barre on the 4th string.

- If you have a low G string you'll need to play the 3<sup>rd</sup> fret of the E string to play the G note.
- If you have a high G you can just play the high G string open.
- After the 1<sup>st</sup> beat the next three notes are played on the &, giving the piano riff a syncopated bounce.
- Both riffs actually end on the C note but because the song goes right into singing I just arranged it with C chord instead.
- In the first riff the two G notes are actually supposed to be an octave apart.

Piano riff arranged for the Low G exactly as it is played by the piano on the recording.

### Verse Strum Pattern and Progression - Play through twice

1 & 2 & 3 & 4 & | 1 & 2 & 3 & 4 & | 1 & 2 & 3 & 4 & | 1 & 2 & 3 & 4 & |  
 C | C | C | C |  
 D U X U D U X U | D U X U D U X DU | D U X U D U X U | D U X U D U X U |  
 1 & 2 & 3 & 4 & | 1 & 2 & 3 & 4 & | 1 & 2 & 3 & 4 & | 1 & 2 & 3 & 4 & |  
 G | G | C | C |  
 D U X U D U X U | D U X U D U X DU | D U X U D U X U | D U X U D U X U |

### Chorus Strum Pattern and Progression - Play through twice

1 & 2 & 3 & 4 & | 1 & 2 & 3 & 4 & | 1 & 2 & 3 & 4 & | 1 & 2 & 3 & 4 & |  
 F | G | C | C/B | Am |  
 D U X U D U X U | D U X U D U X DU | D U X D U X | D U X U D U X U |  
 1 & 2 & 3 & 4 & | 1 & 2 & 3 & 4 & | 1 & 2 & 3 & 4 & | 1 & 2 & 3 & 4 & |  
 F | G | C | C/B | Am |  
 D U X U D U X U | D U X U D U X DU | D U X D U X | D U X U D U X U |  
 1 & 2 & 3 & 4 & | 1 & 2 & 3 & 4 & | 1 & 2 & 3 & 4 & | 1 & 2 & 3 & 4 & |  
 F | G | C | Piano Riff 2 |  
 D U X U D U X U | D U X U D U X DU | D U X U D U X U | D U X U D U X U |

Melody - It is just the first verse and chorus, but the second verse is the same melody

8 C  
 Some- one told me long a- go There's a calm be- fore the storm I know,  
 3 0 3 0 7 (7) 0 3 3 0 3 0 7 (7) 0 3 10 10

**G** **C**

12 13 14 15

it's been com- in' for some time

(10) 10 10 10 8 8 7 7 5 3

*sl.* *sl.*

**C**

16 17 18 19

When it's ov- er, so they say It- 'll rain a sun- ny day I know,

3 0 3 0 7 (7) 0 3 3 0 3 0 7 (7) 0 3 10 10

**G** **C**

20 21 22 23

shin- in' down like wa- ter

(10) 10 10 10 8 8 7

**F** **G** **C** **C/B** **Am**

24 25 26 27

I wan- na know, have you ev- er seen the rain?

12 10 10 10 7 5 7 8 10 10 10 3 3

*sl.* *sl.*

**F** **G** **C** **C/B** **Am**

28 29 30 31

I wan- na know, have you ev- er seen the rain?

12 10 10 10 7 5 7 8 10 10 10 3 3

*sl.* *sl.*

**F** **G** **C** **C** Piano Riff 2

32 33 34 35

Co- min' down on a sun- ny day

0 3 3 3 0 7 0 3 (3) 3 2 0

0 0

[Intro]

Am F C Piano Riff 1 C Piano Riff 2

[Verse]

C C C C  
Someone told me long ago, there's a calm before the storm  
G G C C  
I know. It's been coming for some time  
C C C C  
When it's over, so they say, it'll rain a sun-ny day  
G C C  
I know. Shining down like wa-ter

[Chorus]

F G C C/B Am  
I wanna know, have you ever seen the rain  
F G C C/B Am  
I wanna know, have you ever seen the rain  
F G C **Piano Riff 2**  
Coming down on a sunny day

[Verse]

C C C C  
Yesterday and days before, sun is cold and the rain is hard  
G G C C  
I know, been that way for all my time  
C C C C  
'Til forever on it goes, through the circle fast and slow  
G G C C  
I know it can't stop I won-der

[Chorus/Coda]

F G C C/B Am  
I wanna know, have you ever seen the rain  
F G C C/B Am  
I wanna know, have you ever seen the rain  
F G C **Piano Riff 2**  
Coming down on a sunny day  
F G C C/B Am  
I wanna know, have you ever seen the rain  
F G C C/B Am  
I wanna know, have you ever seen the rain  
F G C **Piano Riff 2** C  
Coming down on a sunny day